



**SPECIFIC PERFORMANCE REAL ESTATE SALES CONTRACT**

THIS CONTRACT made and entered into this 12<sup>th</sup> day of June, 2026 by and between Dannie and Julie Mae Sigler of Oliver Springs, State of TN hereinafter called "Seller(s)", and \_\_\_\_\_ of \_\_\_\_\_, State of \_\_\_\_\_ hereinafter called "Buyer(s)":

WITNESSETH: That the Buyer(s) hereby agrees to purchase and the Seller(s) hereby agrees to sell, subject to the terms, conditions and for the consideration hereinafter set forth, the following real property: Located in Roane County, Tennessee, and being further described real property as follows: 886 Old Harriman Highway, Oliver Springs, TN 37840 – Parcel/Tax ID: 004 101.09

1) **EARNEST MONEY:** Buyer(s) immediately upon conclusion of the bidding will deposit with POWELL AUCTION & REALTY, LLC, of Knoxville, Tennessee, hereinafter called "Agent", the sum of \$ \_\_\_\_\_, as earnest money to guarantee the performance by Buyer(s) hereunder and which will be applied as partial payment of purchase price. Both parties agree that Agent shall deposit and hold Earnest Money in an escrow account and will be disbursed pursuant to the terms of this contract. IF buyer has purchased online, Earnest Money payment is to be made within 48 hours of sale conclusion.

2) **PURCHASE PRICE & TERMS:** Buyer(s) agree to pay and Seller(s) agree to accept the sum of \$ \_\_\_\_\_. Upon the following terms: the bid price of \$ \_\_\_\_\_ plus the buyer's premium in the amount of \$ \_\_\_\_\_, together will be the total purchase price to be paid by the Buyer(s), PAID IN US DOLLARS. Property sold "AS- IS, WHERE-IS WITH ALL FAULTS", without any warranties expressed, implied, as to condition or title. Sale is NOT contingent upon financing. Balance to be paid in full at closing. Buyer is purchasing with any remaining personal property conveying with the property to the Buyer. **Attached Auction Terms & Conditions and any additional documents pertaining to the sale are part of the Sales Contract.**

3) **POSSESSION:** Possession of real property to be given AT CLOSING.

4) **TITLE TRANSFER:** For the above consideration, Seller (s) agrees to give a good and merchantable title by Deed, free and clear of all encumbrances except: **NONE.** Title to be conveyed subject to all prior restrictions, easements, conditions, encumbrances, condemnation, right of ways, joint permanent easements, covenants or restrictions of record, zoning ordinances or laws of any government authority, status of mineral rights, status of oil and gas rights, or any type leases or assignments, taxes of any type, properties in FEMA flood zone, and other matters recorded or unrecorded, known or unknown. Mobile Homes Are Sold WITHOUT TITLE. Buyer shall pay, but not limited to: HOA requirements, Buyers Occurred expense, ALL Transfer Fees and or Membership Fees, if applicable.

5) **DEED:** Deed shall be made to: \_\_\_\_\_.

6) **CLOSING DATE:** ALL parties agree the closing date of this sale shall be on or before July 13<sup>th</sup>, 2026. The Seller reserves the option to extend the closing 30 days if needed to resolve title issues without further notice.

7) **TAXES:** Property taxes shall be prorated as of CLOSING.

8) **BUYER(S)' AS-IS ACKNOWLEDGEMENT:** The property is sold "AS-IS, WHERE-IS and WITH ALL FAULTS", without any warranties expressed, implied or guarantees of any kind or accuracy to information. Buyer accepts all faults and defects of the property; whether known or unknown, disclosed or undisclosed, presently existing or that may hereafter arise. Purchase is not contingent upon viewing the property after purchasing. By bidding, the Buyer is agreeing that they have had the opportunity to inspect the property prior to bidding and have inspected the property and all appurtenances thereto and are agreeing that they will sign the sales contract and other required documents within 12 hours of being provided said documents for signing. It is further agreed that this contract & terms contains the entire agreement between the parties and except as contained herein and that this property is purchased on an "AS-IS, WHERE-IS and with ALL FAULTS" basis. All announcements made at the auction take precedence over all other advertising and/or any type and/or kind of material.

9) **AGENCY DISCLOSURE:** Powell Auction & Realty LLC, its auctioneer(s) and employee(s) are acting as Agent(s) and represent the Seller(s) and is compensated by the Seller(s) in this transaction.

10) **RISK OF LOSS:** Risk of loss shall remain with the Seller(s) until closing. In the event any improvements to the property be destroyed or damaged by fire or other destructive force which cannot be repaired prior to closing, this contract may be voided at the option of the Buyer(s) and the earnest money shall be returned to Buyer(s).

**Specific Performance Real Estate Contract, PAGE 2 of 2**

**11) FAILURE TO CLOSE:**

(A) If Seller(s) fails to convey the property as provided in this contract: Buyer(s) may exercise legal remedies including suit for specific performances or damages. Agent may sue Seller(s) to recover loss of commission. Agent may pay Earnest Money into a court of competent jurisdiction, or retain Earnest Money until directed to distribute the same by a court of competent jurisdiction.

(B) If Buyer(s) fail to purchase the property as provided in this contract: Seller(s) may exercise legal remedies including suit for specific performance or damages. Seller(s) may elect to retain Earnest Money deposit as liquidated damages for breach of contract, in this case, it is agreed that Agent may retain from such Earnest Money deposit an amount not greater than his total commission of the sale had been consummated and the residue, if any, will be paid to Seller(s).

(C) Buyer(s) and Seller(s) further agree that in the event of default by either that results in litigation, that the non-defaulting party may recover reasonable attorney fees and any other court costs, in addition to other damages provided for herein.

**12) CONDITION OF PROPERTY:** The property will be sold by the Seller to the Buyer on an "AS-IS, WHERE-IS and WITH ALL FAULTS" basis. Buyer accepts all faults and defects of the property whether known or unknown, presently existing or that may hereafter arise. Buyer acknowledges and agrees that the Seller and the Agents have not made, does not make and specifically negates and disclaims any representations, warranties, promises, covenants, agreements or guarantees of any kind or character whatsoever, whether expressed or implied, oral or written, past, present or future, or concerning to or with respect to: (i) the value, nature, quality or condition of the property, including without limitation: lease or rent information; noise disturbances; waste and/or septic disposal systems; marked or unmarked cemeteries/burial grounds; soil results for septic disposal systems; city or well water, either availability, connectivity or purity of; timber; soil; earth; rock; caverns; sinkholes; wood destroying organisms or infestations; geology; utilities either availability or connectivity; acreage of parcel; square footage or condition of structure; any improvements; all photographs; age; any measurements; and working or non-working components; (ii) the income to be derived from the property; (iii) the suitability of the property for any and all activities and uses which buyer may conduct from there; (iv) the compliance of by the property or its operation with any laws, rules, ordinances, or regulations of any governmental authority or body; (v) the habitability, merchantability, marketability, profitability, or fitness for a particular purpose of the property; (vi) the manner or quality of the construction or materials, if any, incorporated into the property; (vii) the manner, quality, state of repair of the property; (viii) the existence of any view from the property or that any existing view will not be obstructed in the future; or (ix) any other matter with respect to the property, and specifically, without limitation, that seller has not made, does not make, and specifically disclaims any representation regarding compliance with the Americans with Disabilities Act or with any environmental protection, pollution or land use laws, rules, orders or requirements; including solid waste (as defined by the U.S. Environmental Protection Agency regulations at 40 c.f.r., part 261), or the disposal or existence of any type or kind of hazardous substance in or on the property, such as mold/fungus, radon, lead, asbestos, landfills, aldehydes/chemicals, pesticides, by-products of methamphetamines, or storage of any type of hazardous waste or substances AND as defined by the Comprehensive Environmental Response, Compensation, and Liability Act of 1980, as amended, and regulations thereunder.

**13) ALL ONLINE BIDDING:** will have the same Terms & Conditions as live auctions, unless otherwise specified.

**14) FAIR HOUSING:** All parties understand that the federal Fair Housing Act of 1989 prohibits the discrimination of housing based on race, color, national origin, religion, sex, familial status, and disability and the Agents will not discriminate against anyone for any reason.

**15) TIME IS OF THE ESSENCE:** Time is of the essence in this contract.

**16) RESPONSIBILITY TO COOPERATE:** Buyer and seller agree to immediately take actions if needed to correct any clerical errors or pay any amounts due; by reason of mistake, clerical errors, omissions, or the result of erroneous information.

**17) WIRE FRAUD WARNING:** Never trust bank wiring instructions sent via email. Always independently confirm instructions in person or via a telephone call to a trusted and verified telephone number. Never wire money without double-checking that the wiring instructions are correct.

All parties hereto bind themselves, their heirs, executors, or administrators to the faithful Performance of this agreement and affix their signatures the day and date first above written.

AGENT: POWELL AUCTION & REALTY, LLC

BUYER: \_\_\_\_\_

\_\_\_\_\_

\_\_\_\_\_

SELLER: \_\_\_\_\_

PHONE: \_\_\_\_\_

SELLER: \_\_\_\_\_

EMAIL: \_\_\_\_\_



www.powellauction.com

**TERMS & CONDITIONS OF REAL ESTATE AUCTION SALE**

**SELLER: DANNIE AND JULIE MAE SIGLER**

**ADDRESS: 886 OLD HARRIMAN HIGHWAY – OLIVER SPRINGS, TN 37840  
ROANE COUNTY PARCEL/TAX ID: 004 101.09**

**PROPERTY INSPECTION:** We recommend that you preview the property. The property is being sold “AS-IS, WHERE-IS and WITH ALL FAULTS”, without any warranties expressed, implied, or guarantees of any kind or accuracy to information. All information concerning the auction sale was derived from sources believed to be correct, but not guaranteed. Buyer shall rely on his/her own information, judgment and inspection of the property and records. Agent or Seller makes no warranty as to square footage, acreage or age. All announcements made at the auction take precedence over all other advertising and/or any type and/or kind of material. Title to be conveyed subject to all prior restrictions, easements, conditions, encumbrances, condemnation, right-of-ways, joint permanent easements, covenants or restrictions of record, zoning ordinances or laws of any governmental authority, status of mineral rights, status of oil and gas rights, any type of leases or assignments, taxes of any type, properties located in FEMA Flood Zones, and other matters recorded or unrecorded, known or unknown. Mobile Homes are sold WITHOUT TITLE. By bidding, the Buyer is agreeing that they have had the opportunity to inspect the property prior to bidding and have inspected the property and all appurtenances thereto and are agreeing that they will sign the sales contract and other required documents within 12 hours of being provided said documents for signing.

**TERMS:**The successful high bidder on this property will be required to sign the Specific Performance Real Estate Contract immediately upon conclusion of the bidding and will make an Earnest Money deposit of Ten Percent (10%) of the total sales price. A Ten Percent (10%) Buyer’s Premium will be added to the high bid to establish the total sales price. The balance is to be paid in full at the closing. The contract will NOT be contingent upon financing. If property is residential and applicable, Tennessee Residential Property Exemption and Lead-Based Paint Disclosure Waiver will be a part of the sales contract. Buyer is purchasing with any remaining personal property conveying with the property to the Buyer.

**TENANTS:** The buyer understands and acknowledges that **IF** properties are occupied by tenants/previous owner, they are buying the property with the tenants/previous owner **in possession** and purchases the property subject to the rights of tenants/previous owner in possession, and all applicable rules and regulations relating thereto. Seller and Auctioneer make no representations or warranties regarding the same or on rent or rental income.

**TAXES:** Current taxes will be prorated as of the date of closing.

**CONDUCT OF THE AUCTION:** Conduct of the auction and increments of bidding are at the discretion of the Auctioneer. The Auctioneer's decision is final in the event of a dispute over any matter. The Auctioneer reserves the right to accept bids in any increments he deems to be in the best interest of his client, and reserves the right to waive any previously announced requirements. Bid rigging and bid suppression schemes are violations of the Sherman Antitrust Act and are deemed illegal and punishable as a federal felony.

**CLOSING:** Deed closing will take place within specified amount of time, from the day of the auction. Buyer will be advised as to the day and location of closing. Customary title closing cost will be split between the Buyer and Seller. Seller will pay for deed preparation. Title opinion, title insurance, transfer taxes and recording fees are a Buyer's expense.

**EXCLUSIVE CLOSING AGENT: M & M Title – Jane Holt  
865-457-5675 – jane.holt@mmtitleco.com  
125 N Main Street, Clinton, TN 37716**

**POSSESSION:** Possession of the property will be delivered upon closing.

**AGENCY DISCLOSURE:** Powell Auction & Realty LLC, a Tennessee Real Estate and Auction Company, and its auctioneer(s) and employee(s) are representing the Seller(s) as the Seller(s) Agent(s).

*THESE TERMS AND CONDITIONS ARE A PART OF THE CONTRACT OF SALE AND SHALL STAND AS SUCH UNTIL THE DELIVERY AND ACCEPTANCE OF THE DEED. SIGNED THIS 12<sup>TH</sup> DAY OF JUNE, 2026:*

**AUCTIONEER** \_\_\_\_\_

**BUYER** \_\_\_\_\_

**SELLER** \_\_\_\_\_

**BUYER** \_\_\_\_\_

**SELLER** \_\_\_\_\_



## WORKING WITH A REAL ESTATE PROFESSIONAL

1 Pursuant to the Tennessee Real Estate Broker License Act, every Real Estate Licensee owes the following duties to every  
2 Buyer and Seller, Tenant and Landlord (collectively “Buyers” and “Sellers”):

- 3 1. To diligently exercise reasonable skill and care in providing services to all parties to the transaction;
- 4 2. To disclose to each party to the transaction any Adverse Facts of which Licensee has actual notice or knowledge;
- 5 3. To maintain for each party in a transaction the confidentiality of any information obtained by a Licensee prior to  
6 disclosure to all parties of a written agency agreement entered into by the Licensee to represent either or both parties  
7 in the transaction. This duty of confidentiality extends to any information which the party would reasonably expect  
8 to be held in confidence, except for any information required by law to be disclosed. This duty survives both the  
9 subsequent establishment of an agency relationship and the closing of the transaction;
- 10 4. To provide services to each party to the transaction with honesty and good faith;
- 11 5. To disclose to each party to the transaction timely and accurate information regarding market conditions that might  
12 affect such transaction only when such information is available through public records and when such information is  
13 requested by a party;
- 14 6. To give timely account for earnest money deposits and all other property received from any party to a transaction; and
- 15 7. A) To refrain from engaging in self-dealing or acting on behalf of Licensee’s immediate family, or on behalf of any  
16 other individual, organization or business entity in which Licensee has a personal interest without prior disclosure of  
17 such personal interest and the timely written consent of all parties to the transaction; and  
18 B) To refrain from recommending to any party to the transaction the use of services of another individual,  
19 organization or business entity in which the Licensee has an interest or from whom the Licensee may receive a referral  
20 fee or other compensation for the referral, other than referrals to other Licensees to provide real estate services, without  
21 timely disclosure to the party who receives the referral, the Licensee’s interest in such a referral or the fact that a  
22 referral fee may be received.

23 In addition to the above, the Licensee has the following duties to Client if the Licensee has become an Agent or  
24 Designated Agent in a transaction:

- 25 8. Obey all lawful instructions of the client when such instructions are within the scope of the agency agreement between  
26 the Licensee and Licensee’s client;
- 27 9. Be loyal to the interests of the client. Licensee must place the interests of the client before all others in negotiation of  
28 a transaction and in other activities, except where such loyalty/duty would violate Licensee’s duties to a customer in  
29 the transaction; and
- 30 10. Unless the following duties are specifically and individually waived in writing by a client, Licensee shall assist the  
31 client by:
  - 32 A) Scheduling all property showings on behalf of the client;
  - 33 B) Receiving all offers and counter offers and forwarding them promptly to the client;
  - 34 C) Answering any questions that the client may have in negotiation of a successful purchase agreement within  
35 the scope of the Licensee’s expertise; and
  - 36 D) Advising the client as to whatever forms, procedures and steps are needed after execution of the purchase  
37 agreement for a successful closing of the transaction.

38 Upon waiver of any of the above duties contained in 10. above, a consumer must be advised in writing by such  
39 consumer’s agent that the consumer may not expect or seek assistance from any other licensees in the transaction for  
40 the performance of said duties.

41 **Responsibilities of Sellers and Buyers regarding presence of Recording Devices:**

42 Seller is responsible for compliance with state or federal law regarding usage of video or audio recording devices  
43 while marketing or showing the property. Seller should seek legal advice regarding their rights or limitations related  
44 to their actions.

45 Buyer is advised of the possibility that some properties may utilize security devices that record physical movements  
46 or audio conversations. Therefore, Buyers should limit making comments concerning the value, features, or condition  
47 while viewing any property.

**AN EXPLANATION OF TERMS**

48 **Facilitator/Transaction Broker (not an agent for either party).** The Licensee is not working as an agent for either party in  
49 this consumer’s prospective transaction. A Facilitator may advise either or both of the parties to a transaction but cannot be  
50 considered a representative or advocate of either party. “Transaction Broker” may be used synonymously with, or in lieu of,  
51 “Facilitator” as used in any disclosures, forms or agreements. [By law, any licensee or company who has not entered into a  
52 written agency agreement with either party in the transaction is considered a Facilitator or Transaction Broker until such time  
53 as an agency agreement is established.]

54 **Agent for the Seller.** The Licensee’s company is working as an agent for the property seller and owes primary loyalty to the  
55 seller. Even if the Licensee is working with a prospective buyer to locate property for sale, rent, or lease, the Licensee and  
56 licensee’s company are legally bound to work in the best interests of any property owners whose property is shown to this  
57 prospective buyer. An agency relationship of this type cannot, by law, be established without a written agency agreement.

58 **Agent for the Buyer.** The Licensee’s company is working as an agent for the prospective buyer, owes primary loyalty to the  
59 buyer, and shall work as an advocate for the best interests of the buyer. An agency relationship of this type cannot, by law, be  
60 established without a written buyer agency agreement.

61 **Disclosed Dual Agent (for both parties).** Refers to a situation in which the Licensee has agreements to provide services as  
62 an agent to more than one party in a specific transaction and in which the interests of such parties are adverse. This agency  
63 status may only be employed upon full disclosure to each party and with each party’s informed consent.

64 **Designated Agent for the Seller.** The individual Licensee that has been assigned by the Managing Broker and is working as  
65 an agent for the Seller or property owner in this consumer’s prospective transaction, to the exclusion of all other licensees in  
66 licensee’s company. Even if someone else in the Licensee’s company represents a possible buyer for this Seller’s property, the  
67 Designated Agent for the Seller shall continue to work as an advocate for the best interests of the Seller or property owner. An  
68 agency relationship of this type cannot, by law, be established without a written agency agreement.

69 **Designated Agent for the Buyer.** The individual Licensee that has been assigned by the Managing Broker and is working as  
70 an agent for the Buyer in this consumer’s prospective transaction, to the exclusion of all other licensees in the company. Even  
71 if someone else in the Licensee’s company represents a seller in whose property the Buyer is interested, the Designated Agent  
72 for the Buyer shall continue to work as an advocate for the best interests of the Buyer. An agency relationship of this type  
73 cannot, by law, be established without a written agency agreement.

74 **Adverse Facts.** “Adverse Facts” means conditions or occurrences generally recognized by competent licensees that have a  
75 negative impact on the value of the real estate, significantly reduce the structural integrity of improvements to real property or  
76 present a significant health risk to occupants of the property.

77 **Confidentiality.** By law, every licensee is obligated to protect some information as confidential. This includes any information  
78 revealed by a consumer which may be helpful to the other party IF it was revealed by the consumer BEFORE the Licensee  
79 disclosed an agency relationship with that other party. AFTER the Licensee discloses that licensee has an agency relationship  
80 with another party, any such information which the consumer THEN reveals must be passed on by the Licensee to that other  
81 party.

82	_____	_____	_____	_____
83	<input type="checkbox"/> BUYER / <input type="checkbox"/> SELLER	Date	<input type="checkbox"/> BUYER / <input type="checkbox"/> SELLER	Date
84	_____	_____	_____	_____
85	Real Estate Licensee	Date	Real Estate Company	Date

*NOTE: This form is provided by Tennessee REALTORS® to its members for their use in real estate transactions and is to be used as is. By downloading and/or using this form, you agree and covenant not to alter, amend, or edit said form or its contents except as where provided in the blank fields, and agree and acknowledge that any such alteration, amendment or edit of said form is done at your own risk. Use of the Tennessee REALTORS® logo in conjunction with any form other than standardized forms created by Tennessee REALTORS® is strictly prohibited. This form is subject to periodic revision and it is the responsibility of the member to use the most recent available form.*

This form is copyrighted and may only be used in real estate transactions in which Kenny Phillips is involved as a Tennessee REALTORS® authorized user. Unauthorized use of the form may result in legal sanctions being brought against the user and should be reported to Tennessee REALTORS® at 615- 321-1477.



### CONFIRMATION OF AGENCY STATUS

1 Every real estate licensee is required to disclose licensee's agency status in a real estate transaction to any buyer or seller  
2 who is not represented by an agent and with whom the Licensee is working directly in the transaction. The purpose of  
3 this Confirmation of Agency Status is to acknowledge that this disclosure occurred. Copies of this confirmation must  
4 be provided to any signatory thereof. As used below, "Seller" includes sellers and landlords; "Buyer" includes buyers  
5 and tenants. Notice is hereby given that the agency status of this Licensee (or Licensee's company) is as follows in this  
6 transaction:

7 The real estate transaction involving the property located at:  
8 886 Old Madison Hwy Olive Springs TN 37840  
9 PROPERTY ADDRESS

10 11	SELLER NAME: <u>Dannie Sigler Julie Mae Sigler</u> LICENSEE NAME: <u>Kenny Phillips - PHILLIPS HERRER</u>	RIVER NAME: _____ SEE NAME: _____
12 13	in this consumer's current or prospective transaction is serving as:	in this consumer's current or prospective transaction is serving as:
14 15 16 17 18 19 20 21	<input type="checkbox"/> Transaction Broker or Facilitator. (not an agent for either party). <input checked="" type="checkbox"/> Seller is Unrepresented. <input type="checkbox"/> Agent for the Seller. <input type="checkbox"/> Designated Agent for the Seller. <input type="checkbox"/> Disclosed Dual Agent (for both parties), with the consent of both the Buyer and the Seller in this transaction.	<input type="checkbox"/> Transaction Broker or Facilitator. (not an agent for either party). <input type="checkbox"/> Buyer is Unrepresented. <input type="checkbox"/> Agent for the Buyer. <input type="checkbox"/> Designated Agent for the Buyer. <input type="checkbox"/> Disclosed Dual Agent (for both parties), with the consent of both the Buyer and the Seller in this transaction.

22 This form was delivered in writing, as prescribed by law, to any unrepresented buyer prior to the preparation of any offer to  
23 purchase, OR to any unrepresented seller prior to presentation of an offer to purchase; OR (if the Licensee is listing a  
24 property without an agency agreement) prior to execution of that listing agreement. This document also serves as  
25 confirmation that the Licensee's Agency or Transaction Broker status was communicated orally before any real estate services  
26 were provided and also serves as a statement acknowledging that the buyer or seller, as applicable, was informed that any  
27 complaints alleging a violation or violations of Tenn. Code Ann. § 62-13-312 must be filed within the applicable statute of  
28 limitations for such violation set out in Tenn. Code Ann. § 62-13-313(e) with the Tennessee Real Estate Commission, 710  
29 James Robertson Parkway, 3rd Floor, Nashville, TN 37232, PH: (615) 741-2273. This notice by itself, however, does not  
30 constitute an agency agreement or establish any agency relationship.

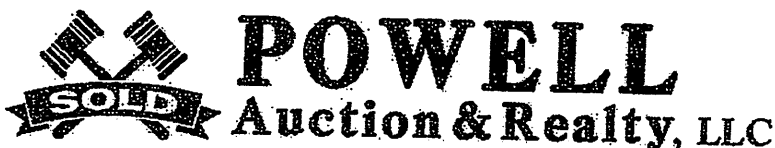
**BROKER COMPENSATION IS NOT SET BY LAW AND COMPENSATION RATES ARE FULLY NEGOTIABLE.**

31 By signing below, parties acknowledge receipt of Confirmation of Agency relationship disclosure by Realtor® acting as  
32 Agent/Broker OR other status of Seller/Landlord and/or Buyer/Tenant pursuant to the National Association of Realtors® Code  
33 of Ethics and Standards of Practice.

35	<u>Dannie Sigler</u>	<u>05/12/26</u>		
36	Seller Signature	Date	Buyer Signature	Date
37	<u>Julie Mae Sigler</u>	<u>05/12/26</u>		
38	Seller Signature	Date	Buyer Signature	Date
39	<u>Kenny Phillips</u>	<u>5-12-26</u>		
40	Listing Licensee	Date	Buyer Broker Licensee	Date
41	<u>Powell Auction &amp; Realty LLC</u>			
42	Listing Firm		Buyer Broker Firm	

NOTE: This form is provided by Tennessee REALTORS® to its members for their use in real estate transactions and is to be used as is. By downloading and/or using this form, you agree and covenant not to alter, amend, or edit said form or its contents except as where provided in the blank fields, and agree and acknowledge that any such alteration, amendment or edit of said form is done at your own risk. Use of the Tennessee REALTORS® logo in conjunction with any form other than standardized forms created by Tennessee REALTORS® is strictly prohibited. This form is subject to periodic revision and it is the responsibility of the member to use the most recent available form.

This form is copyrighted and may only be used in real estate transactions in which Kenny Phillips is involved as a Tennessee REALTORS® authorized user. Unauthorized use of the form may result in legal sanctions being brought against the user and should be reported to Tennessee REALTORS® at 615- 321-1477.



**TENNESSEE RESIDENTIAL PROPERTY  
CONDITION EXEMPTION**

1 Property Address: 886 Old Hagerman Hwy Oliver Springs TN  
 2 Seller: DANNIS + JULIE MAE SIGLER

3 The Tennessee Residential Property Disclosure Act requires sellers of residential real property with one to four dwelling units  
 4 to furnish to a buyer one of the following: (1) a residential property disclosure statement (the "Disclosure"), or (2) a residential  
 5 property disclaimer statement (permitted only where the buyer waives the required Disclosure). Some property transfers may  
 6 be exempt from this requirement (See Tenn. Code Ann. § 66-5-209). The following is a summary of the buyers' and sellers'  
 7 rights and obligations under the Act. A complete copy of the Act may be found at Tenn. Code Ann. § 66-5-201, et seq.

- 8 1. Sellers must disclose all known material defects, and must answer the questions on the Disclosure form in good faith to  
 9 the best of the seller's knowledge as of the Disclosure date.
- 10 2. Sellers must give the buyers the Disclosure form before the acceptance of a purchase contract.
- 11 3. Sellers must inform the buyers, at or before closing, of any inaccuracies or material changes in the condition that have  
 12 occurred since the time of the initial Disclosure, or certify that there are no changes.
- 13 4. Sellers may give the buyers a report or opinion prepared by a professional inspector or other expert(s), or certain  
 14 information provided by a public agency, in lieu of responding to some or all of the questions on the form (See Tenn. Code  
 15 Ann. § 66-5-204).
- 16 5. Sellers are not required to have a home inspection or other investigation in order to complete the Disclosure form.
- 17 6. Sellers are not required to repair any items listed on the Disclosure form or on any past or future inspection report unless  
 18 agreed to in the purchase contract.
- 19 7. Sellers involved in the first sale of a dwelling must disclose the amount of any impact fees or adequate facility taxes paid.
- 20 8. Sellers are not required to disclose if any occupant was HIV-positive, or had any other disease not likely to be transmitted  
 21 by occupying a home, or whether the home had been the site of a homicide, suicide or felony, or act or occurrence which  
 22 had no effect on the physical structure of the property.
- 23 9. Sellers may provide an "as is", "no representations or warranties" disclaimer statement in lieu of the Disclosure form only  
 24 if the buyer waives the right to the required disclosure, otherwise the sellers must provide the completed Disclosure form  
 25 (See Tenn. Code Ann. § 66-5-202).
- 26 10. Sellers may be exempt from having to complete the Disclosure form in certain limited circumstances (e.g. public auctions,  
 27 court orders, some foreclosures and bankruptcies, new construction with written warranty, or owner has not resided on the  
 28 property at any time within the prior 3 years). (See Tenn. Code Ann. § 66-5-209).
- 29 11. Buyers are advised to include home, wood infestation, well, water sources, septic system, lead-based paint, radon, mold,  
 30 and other appropriate inspection contingencies in the contract, as the Disclosure form is not a warranty of any kind by the  
 31 seller, and is not a substitute for any warranties or inspections the buyer may desire to purchase.
- 32 12. Any repair of disclosed defects must be negotiated and addressed in the Purchase and Sale Agreement; otherwise, seller is  
 33 not required to repair any such items.
- 34 13. Buyers may, but do not have to, waive their right to receive the Disclosure form from the sellers if the sellers provide a  
 35 disclaimer statement with no representations or warranties. (See Tenn. Code Ann. § 66-5-202).
- 36 14. Remedies for misrepresentations or nondisclosure in a Property Condition Disclosure statement may be available to buyer  
 37 and are set out fully in Tenn. Code Ann. § 66-5-208. Buyer should consult with an attorney regarding any such matters.
- 38 15. Representations in the Disclosure form are those of the sellers only, and not of any real estate licensee, although licensees  
 39 are required to disclose to all parties adverse facts of which the licensee has actual knowledge or notice.
- 40 16. Pursuant to Tenn. Code Ann. § 47-18-104(b), sellers of newly constructed residences on a septic system are prohibited  
 41 from knowingly advertising or marketing a home as having more bedrooms than are permitted by the subsurface sewage  
 42 disposal system permit.
- 43 17. Sellers must disclose the presence of any known exterior injection well, the presence of any known sinkhole(s), the results  
 44 of any known percolation test or soil absorption rate performed on the property that is determined or accepted by the

This form is copyrighted and may only be used in real estate transactions in which Kenny Phillips is involved as a Tennessee REALTORS® authorized user. Unauthorized use of the form may result in legal sanctions being brought against the user and should be reported to Tennessee REALTORS® at 615-321-1477.

45 Department of Environment and Conservation, and whether the property is located within a Planned Unit Development as  
 46 defined by Tenn. Code Ann. § 66-5-213 and, if requested, provide buyers with a copy of the development's restrictive  
 47 covenants, homeowner bylaws and master deed. Sellers must also disclose if they have knowledge that the residence has  
 48 ever been moved from an existing foundation to another foundation.

49 The Buyers and Sellers involved in the current or prospective real estate transaction for the property listed above acknowledge  
 50 that they were informed of their rights and obligations regarding Residential Property Disclosures, and that this information  
 51 was provided by the real estate licensee(s) prior to the completion or reviewing of a Tennessee Residential Property Condition  
 52 Disclosure, a Tennessee Residential Property Condition Disclaimer Statement, or a Tennessee Residential Property Condition  
 53 Exemption. Buyers and Sellers also acknowledge that they were advised to seek the advice of an attorney on any legal questions  
 54 they may have regarding this information or prior to taking any legal actions.

55 The Tennessee Residential Property Disclosure Act states that anyone transferring title to residential real property must provide  
 56 information about the condition of the property. This completed form constitutes that disclosure by the Seller. The information  
 57 contained in the disclosure is the representation of the owner and not the representation of the real estate licensee or sales  
 58 person, if any. This is not a warranty or a substitute for any professional inspections or warranties that the purchasers may  
 59 wish to obtain.

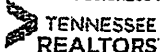
60 Buyers and Sellers should be aware that any sales agreement executed between the parties shall supersede this form as  
 61 to the terms of sale, property included in the sale and any obligations on the part of the seller to repair items identified  
 62 below and/or the obligation of the buyer to accept such items "as is."

63 The undersigned Seller of the property described as 886 Old Harrison Hwy Oliver Springs TN does  
 64 hereby notify Buyer that said property is being offered without a Residential Property Condition Disclosure Statement as  
 65 provided by the Tennessee Residential Property Disclosure Act. This transfer is excluded under Tenn. Code Ann. § 66-5-209  
 66 for the following reason(s):

- 67  This is a transfer pursuant to court order including, but not limited to, transfers ordered by a court in the administration  
 68 of an estate, transfers pursuant to a writ of execution, transfers by foreclosure sale, transfers by a trustee in a  
 69 bankruptcy, transfers by eminent domain and transfers resulting from a decree of specific performance.
- 70  This is a transfer to a beneficiary of a deed of trust by a trustor or successor in interest who is in default; transfers by  
 71 a trustee under a deed of trust pursuant to a foreclosure sale, or transfers by a beneficiary under a deed of trust who  
 72 has acquired the real property at a sale conducted pursuant to a foreclosure sale under a deed of trust or has acquired  
 73 the real property by a deed in lieu of foreclosure.
- 74  This is a transfer by a fiduciary in the course of the administration of a decedent's estate, guardianship, conservatorship  
 75 or trust.
- 76  This is a transfer from one (1) or more co-owners solely to one (1) or more co-owners. This provision is intended to  
 77 apply and only does apply in situations where ownership is by a tenancy by the entirety, a joint tenancy or a tenancy  
 78 in common and the transfer shall be made from one (1) or more of the owners to another owner or co-owners holding  
 79 property either as a joint tenancy, tenancy in common or tenancy by the entirety.
- 80  This is a transfer made by virtue of the record owner's failure to pay federal, state or local taxes.
- 81  This is a transfer between spouses resulting from a decree of divorce or a property settlement stipulation.
- 82  This is a transfer made solely to any combination of a spouse or a person or persons in the lineal line of consanguinity  
 83 of one (1) or more of the transferors.
- 84  This is a transfer to or from any governmental entity of public or quasi-public housing authority or agency.
- 85  This is a transfer involving the first sale of a dwelling provided that the builder offers a written warranty.
- 86  This is a transfer of any property sold at public auction.
- 87  This is a transfer of any property where the owner has not resided on the property at any time within three (3) years  
 88 prior to the date of transfer.
- 89  This is a transfer from a debtor in a chapter 7 or a chapter 13 bankruptcy to a creditor or third party by a deed in lieu  
 90 of foreclosure or by a quitclaim deed.

91 Pursuant to Tenn. Code Ann. § 66-5-212, Sellers are required to disclose, in writing, the presence of any known exterior  
 92 injection well on the Property, whether the Sellers have knowledge that any single family residence on the Property has ever  
 93 been moved from an existing foundation to another foundation, whether the Sellers have knowledge of any percolation tests or  
 94 soil absorption rates performed on the Property that are determined or accepted by the Tennessee Department of Environment  
 95 and Conservation and the results of said tests and/or rates, and the presence of any known sinkholes. Sellers, pursuant to Tenn.  
 96 Code Ann. § 66-5-213, are also required to disclose in writing if the Property is located in a Planned Unit Development and  
 97 upon request, provide buyers with a copy of the development's restrictive covenants, homeowner bylaws and master deed.

This form is copyrighted and may only be used in real estate transactions in which Kenny Phillips is involved as a Tennessee REALTORS® authorized user. Unauthorized use of the form may result in legal sanctions being brought against the user and should be reported to Tennessee REALTORS® at (615) 321-1477.



- 98 **ARE YOU (SELLER) AWARE OF ANY OF THE FOLLOWING:**
- |  | YES                      | NO                                  | UNKNOWN                             |
|--|--------------------------|-------------------------------------|-------------------------------------|
| 99 1. Is there an exterior injection well anywhere on the property?                    | <input type="checkbox"/> | <input checked="" type="checkbox"/> | <input type="checkbox"/>            |
| 100 2. Is seller aware of any percolation tests or soil absorption rates being         | <input type="checkbox"/> | <input checked="" type="checkbox"/> | <input type="checkbox"/>            |
| 101 performed on the property that are determined or accepted by                       |                          |                                     |                                     |
| 102 the Tennessee Department of Environment and Conservation?                          |                          |                                     |                                     |
| 103 If yes, results of test(s) and/or rate(s) are attached.                            |                          |                                     |                                     |
| 104 3. Has any residence on this property ever been moved from its original            | <input type="checkbox"/> | <input checked="" type="checkbox"/> | <input type="checkbox"/>            |
| 105 foundation to another foundation?  |                          |                                     |                                     |
| 106 4. Is this property in a Planned Unit Development? Planned Unit Development        | <input type="checkbox"/> | <input checked="" type="checkbox"/> |                                     |
| 107 is defined pursuant to Tenn. Code Ann. § 66-5-213 as "an area of land,             |                          |                                     |                                     |
| 108 controlled by one (1) or more landowners, to be developed under unified control    |                          |                                     |                                     |
| 109 or unified plan of development for a number of dwelling units, commercial,         |                          |                                     |                                     |
| 110 educational, recreational or industrial uses, or any combination of the            |                          |                                     |                                     |
| 111 foregoing, the plan for which does not correspond in lot size, bulk or type of     |                          |                                     |                                     |
| 112 use, density, lot coverage, open space, or other restrictions to the existing land |                          |                                     |                                     |
| 113 use regulations." Unknown is not a permissible answer under the statute.           |                          |                                     |                                     |
| 114 5. Is a sinkhole present on the property? A sinkhole is defined pursuant to Tenn.  | <input type="checkbox"/> | <input type="checkbox"/>            | <input checked="" type="checkbox"/> |
| 115 Code Ann. § 66-5-212(c) as "a subterranean void created by the dissolution of      |                          |                                     |                                     |
| 116 limestone or dolostone strata resulting from groundwater erosion, causing a        |                          |                                     |                                     |
| 117 surface subsidence of soil, sediment, or rock and is indicated through the         |                          |                                     |                                     |
| 118 contour lines on the property's recorded plat map." This disclosure is required    |                          |                                     |                                     |
| 119 regardless of whether the sinkhole is indicated through the contour lines on the   |                          |                                     |                                     |
| 120 property's recorded plat map.  |                          |                                     |                                     |
| 121 6. Was a permit for a subsurface sewage disposal system for the Property issued    | <input type="checkbox"/> | <input checked="" type="checkbox"/> |                                     |
| 122 during a sewer moratorium pursuant to Tenn. Code Ann. § 68-221-409? If             |                          |                                     |                                     |
| 123 yes, Buyer may have a future obligation to connect to the public sewer system.     |                          |                                     |                                     |

124 Buyer is advised that no representation or warranties, express or implied, as to the condition of the property and its  
 125 improvements, are being offered by Seller except in the case where transfer involves the first sale of a dwelling in which builder  
 126 offers a written warranty and those required by Seller pursuant to Tenn. Code Ann. §§ 66-5-212 and 66-5-213. Furthermore,  
 127 the Buyer should make or have made on the Buyer's behalf a thorough and diligent inspection of the property.

128 If the property being purchased is a condominium, the transferee/buyer is hereby given notice that the transferee/buyer is  
 129 entitled, upon request, to receive certain information regarding the administration of the condominium from the developer or  
 130 the condominium association, as applicable, pursuant to Tennessee Code Annotated § 66-27-502.

131 The party(ies) below have signed and acknowledge receipt of a copy.

132 <u>Julie Mae Sigler</u>	<u>Dannie Sigler</u>
133 SELLER	SELLER
134 05/12/26 at 9:24 AM CDT	05/12/26 at 9:12 AM CDT
135 Date	Date

136 The party(ies) below have signed and acknowledge receipt of a copy.

137 _____	_____
138 BUYER	BUYER
139 _____ at _____ o'clock <input type="checkbox"/> am/ <input type="checkbox"/> pm	_____ at _____ o'clock <input type="checkbox"/> am/ <input type="checkbox"/> pm
140 Date	Date

NOTE: This form is provided by Tennessee REALTORS® to its members for their use in real estate transactions and is to be used as is. By downloading and/or using this form, you agree and covenant not to alter, amend, or edit said form or its contents except as where provided in the blank fields, and agree and acknowledge that any such alteration, amendment or edit of said form is done at your own risk. Use of the Tennessee REALTORS® logo in conjunction with any form other than standardized forms created by Tennessee REALTORS® is strictly prohibited. This form is subject to periodic revision and it is the responsibility of the member to use the most recent available form.

This form is copyrighted and may only be used in real estate transactions in which Kenny Phillips is involved as a Tennessee REALTORS® authorized user. Unauthorized use of the form may result in legal sanctions being brought against the user and should be reported to Tennessee REALTORS® at (615) 321-1477.





---

# Protect Your Family From Lead in Your Home

---



# Are You Planning to Buy or Rent a Home Built Before 1978?

---

Did you know that many homes built before 1978 have **lead-based paint**? Lead from paint, chips, and dust can pose serious health hazards.

## Read this entire brochure to learn:

- How lead gets into the body
- How lead affects health
- What you can do to protect your family
- Where to go for more information

## Before renting or buying a pre-1978 home or apartment, federal law requires:

- Sellers must disclose known information on lead-based paint or lead-based paint hazards before selling a house.
- Real estate sales contracts must include a specific warning statement about lead-based paint. Buyers have up to 10 days to check for lead.
- Landlords must disclose known information on lead-based paint or lead-based paint hazards before leases take effect. Leases must include a specific warning statement about lead-based paint.

## If undertaking renovations, repairs, or painting (RRP) projects in your pre-1978 home or apartment:

- Read EPA's pamphlet, *The Lead-Safe Certified Guide to Renovate Right*, to learn about the lead-safe work practices that contractors are required to follow when working in your home (see page 12).



## Simple Steps to Protect Your Family from Lead Hazards

### If you think your home has lead-based paint:

- Don't try to remove lead-based paint yourself.
- Always keep painted surfaces in good condition to minimize deterioration.
- Get your home checked for lead hazards. Find a certified inspector or risk assessor at [epa.gov/lead](https://www.epa.gov/lead).
- Talk to your landlord about fixing surfaces with peeling or chipping paint.
- Regularly clean floors, window sills, and other surfaces.
- Take precautions to avoid exposure to lead dust when remodeling.
- When renovating, repairing, or painting, hire only EPA- or state-approved Lead-Safe certified renovation firms.
- Before buying, renting, or renovating your home, have it checked for lead-based paint.
- Consult your health care provider about testing your children for lead. Your pediatrician can check for lead with a simple blood test.
- Wash children's hands, bottles, pacifiers, and toys often.
- Make sure children eat healthy, low-fat foods high in iron, calcium, and vitamin C.
- Remove shoes or wipe soil off shoes before entering your house.

## Lead Gets into the Body in Many Ways

---

### Adults and children can get lead into their bodies if they:

- Breathe in lead dust (especially during activities such as renovations, repairs, or painting that disturb painted surfaces).
- Swallow lead dust that has settled on food, food preparation surfaces, and other places.
- Eat paint chips or soil that contains lead.

### Lead is especially dangerous to children under the age of 6.

- At this age, children's brains and nervous systems are more sensitive to the damaging effects of lead.
- Children's growing bodies absorb more lead.
- Babies and young children often put their hands and other objects in their mouths. These objects can have lead dust on them.



### Women of childbearing age should know that lead is dangerous to a developing fetus.

- Women with a high lead level in their system before or during pregnancy risk exposing the fetus to lead through the placenta during fetal development.

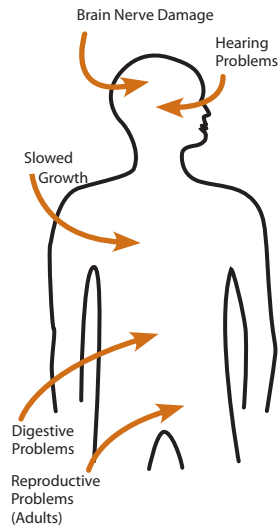
## Health Effects of Lead

---

**Lead affects the body in many ways.** It is important to know that even exposure to low levels of lead can severely harm children.

### **In children, exposure to lead can cause:**

- Nervous system and kidney damage
- Learning disabilities, attention-deficit disorder, and decreased intelligence
- Speech, language, and behavior problems
- Poor muscle coordination
- Decreased muscle and bone growth
- Hearing damage



While low-lead exposure is most common, exposure to high amounts of lead can have devastating effects on children, including seizures, unconsciousness, and in some cases, death.

Although children are especially susceptible to lead exposure, lead can be dangerous for adults, too.

### **In adults, exposure to lead can cause:**

- Harm to a developing fetus
- Increased chance of high blood pressure during pregnancy
- Fertility problems (in men and women)
- High blood pressure
- Digestive problems
- Nerve disorders
- Memory and concentration problems
- Muscle and joint pain

## Check Your Family for Lead

---

**Get your children and home tested if you think your home has lead.**

Children's blood lead levels tend to increase rapidly from 6 to 12 months of age, and tend to peak at 18 to 24 months of age.

Consult your doctor for advice on testing your children. A simple blood test can detect lead. Blood lead tests are usually recommended for:

- Children at ages 1 and 2
- Children or other family members who have been exposed to high levels of lead
- Children who should be tested under your state or local health screening plan

**Your doctor can explain what the test results mean and if more testing will be needed.**

## Where Lead-Based Paint Is Found

---

In general, the older your home or childcare facility, the more likely it has lead-based paint.<sup>1</sup>

**Many homes, including private, federally-assisted, federally-owned housing, and childcare facilities built before 1978 have lead-based paint.** In 1978, the federal government banned consumer uses of lead-containing paint.<sup>2</sup>

Learn how to determine if paint is lead-based paint on page 7.

### **Lead can be found:**

- In homes and childcare facilities in the city, country, or suburbs,
- In private and public single-family homes and apartments,
- On surfaces inside and outside of the house, and
- In soil around a home. (Soil can pick up lead from exterior paint or other sources, such as past use of leaded gas in cars.)

Learn more about where lead is found at [epa.gov/lead](https://www.epa.gov/lead).

---

<sup>1</sup> “Lead-based paint” is currently defined by the federal government as paint with lead levels greater than or equal to 1.0 milligram per square centimeter (mg/cm<sup>2</sup>), or more than 0.5% by weight.

<sup>2</sup> “Lead-containing paint” is currently defined by the federal government as lead in new dried paint in excess of 90 parts per million (ppm) by weight.

# Identifying Lead-Based Paint and Lead-Based Paint Hazards

---

**Deteriorated lead-based paint (peeling, chipping, chalking, cracking, or damaged paint)** is a hazard and needs immediate attention. **Lead-based paint** may also be a hazard when found on surfaces that children can chew or that get a lot of wear and tear, such as:

- On windows and window sills
- Doors and door frames
- Stairs, railings, banisters, and porches

**Lead-based paint is usually not a hazard if it is in good condition** and if it is not on an impact or friction surface like a window.

**Lead dust** can form when lead-based paint is scraped, sanded, or heated. Lead dust also forms when painted surfaces containing lead bump or rub together. Lead paint chips and dust can get on surfaces and objects that people touch. Settled lead dust can reenter the air when the home is vacuumed or swept, or when people walk through it. EPA currently defines the following levels of lead in dust as hazardous:

- 10 micrograms per square foot ( $\mu\text{g}/\text{ft}^2$ ) and higher for floors, including carpeted floors
- 100  $\mu\text{g}/\text{ft}^2$  and higher for interior window sills

**Lead in soil** can be a hazard when children play in bare soil or when people bring soil into the house on their shoes. EPA currently defines the following levels of lead in soil as hazardous:

- 400 parts per million (ppm) and higher in play areas of bare soil
- 1,200 ppm (average) and higher in bare soil in the remainder of the yard

**Remember, lead from paint chips—which you can see—and lead dust—which you may not be able to see—both can be hazards.**

The only way to find out if paint, dust, or soil lead hazards exist is to test for them. The next page describes how to do this.

# Checking Your Home for Lead

---

You can get your home tested for lead in several different ways:

- A lead-based paint **inspection** tells you if your home has lead-based paint and where it is located. It won't tell you whether your home currently has lead hazards. A trained and certified testing professional, called a lead-based paint inspector, will conduct a paint inspection using methods, such as:
  - Portable x-ray fluorescence (XRF) machine
  - Lab tests of paint samples
- A **risk assessment** tells you if your home currently has any lead hazards from lead in paint, dust, or soil. It also tells you what actions to take to address any hazards. A trained and certified testing professional, called a risk assessor, will:
  - Sample paint that is deteriorated on doors, windows, floors, stairs, and walls
  - Sample dust near painted surfaces and sample bare soil in the yard
  - Get lab tests of paint, dust, and soil samples
- A combination inspection and risk assessment tells you if your home has any lead-based paint and if your home has any lead hazards, and where both are located.



Be sure to read the report provided to you after your inspection or risk assessment is completed, and ask questions about anything you do not understand.

## Checking Your Home for Lead, continued

---

In preparing for renovation, repair, or painting work in a pre-1978 home, Lead-Safe Certified renovators (see page 12) may:

- Take paint chip samples to determine if lead-based paint is present in the area planned for renovation and send them to an EPA-recognized lead lab for analysis. In housing receiving federal assistance, the person collecting these samples must be a certified lead-based paint inspector or risk assessor
- Use EPA-recognized tests kits to determine if lead-based paint is absent (but not in housing receiving federal assistance)
- Presume that lead-based paint is present and use lead-safe work practices

There are state and federal programs in place to ensure that testing is done safely, reliably, and effectively. Contact your state or local agency for more information, visit [epa.gov/lead](https://www.epa.gov/lead), or call **1-800-424-LEAD (5323)** for a list of contacts in your area.<sup>3</sup>

---

<sup>3</sup> Hearing- or speech-challenged individuals may access this number through TTY by calling the Federal Relay Service at 1-800-877-8339.

## What You Can Do Now to Protect Your Family

---

**If you suspect that your house has lead-based paint hazards, you can take some immediate steps to reduce your family's risk:**

- If you rent, notify your landlord of peeling or chipping paint.
- Keep painted surfaces clean and free of dust. Clean floors, window frames, window sills, and other surfaces weekly. Use a mop or sponge with warm water and a general all-purpose cleaner. (Remember: never mix ammonia and bleach products together because they can form a dangerous gas.)
- Carefully clean up paint chips immediately without creating dust.
- Thoroughly rinse sponges and mop heads often during cleaning of dirty or dusty areas, and again afterward.
- Wash your hands and your children's hands often, especially before they eat and before nap time and bed time.
- Keep play areas clean. Wash bottles, pacifiers, toys, and stuffed animals regularly.
- Keep children from chewing window sills or other painted surfaces, or eating soil.
- When renovating, repairing, or painting, hire only EPA- or state-approved Lead-Safe Certified renovation firms (see page 12).
- Clean or remove shoes before entering your home to avoid tracking in lead from soil.
- Make sure children eat nutritious, low-fat meals high in iron, and calcium, such as spinach and dairy products. Children with good diets absorb less lead.

## Reducing Lead Hazards

---

**Disturbing lead-based paint or removing lead improperly can increase the hazard to your family by spreading even more lead dust around the house.**

- In addition to day-to-day cleaning and good nutrition, you can **temporarily** reduce lead-based paint hazards by taking actions, such as repairing damaged painted surfaces and planting grass to cover lead-contaminated soil. These actions are not permanent solutions and will need ongoing attention.
- You can minimize exposure to lead when renovating, repairing, or painting by hiring an EPA- or state-certified renovator who is trained in the use of lead-safe work practices. If you are a do-it-yourselfer, learn how to use lead-safe work practices in your home.
- To remove lead hazards permanently, you should hire a certified lead abatement contractor. Abatement (or permanent hazard elimination) methods include removing, sealing, or enclosing lead-based paint with special materials. Just painting over the hazard with regular paint is not permanent control.



**Always use a certified contractor who is trained to address lead hazards safely.**

- Hire a Lead-Safe Certified firm (see page 12) to perform renovation, repair, or painting (RRP) projects that disturb painted surfaces.
- To correct lead hazards permanently, hire a certified lead abatement contractor. This will ensure your contractor knows how to work safely and has the proper equipment to clean up thoroughly.

Certified contractors will employ qualified workers and follow strict safety rules as set by their state or by the federal government.

## Reducing Lead Hazards, continued

---

**If your home has had lead abatement work done** or if the housing is receiving federal assistance, once the work is completed, dust cleanup activities must be conducted until clearance testing indicates that lead dust levels are below the following levels:

- 10 micrograms per square foot ( $\mu\text{g}/\text{ft}^2$ ) for floors, including carpeted floors
- 100  $\mu\text{g}/\text{ft}^2$  for interior windows sills
- 400  $\mu\text{g}/\text{ft}^2$  for window troughs

**Abatements are designed to permanently eliminate lead-based paint hazards.** However, lead dust can be reintroduced into an abated area.

- Use a HEPA vacuum on all furniture and other items returned to the area, to reduce the potential for reintroducing lead dust.
- Regularly clean floors, window sills, troughs, and other hard surfaces with a damp cloth or sponge and a general all-purpose cleaner.

Please see page 9 for more information on steps you can take to protect your home after the abatement. For help in locating certified lead abatement professionals in your area, call your state or local agency (see pages 15 and 16), [epa.gov/lead](https://www.epa.gov/lead), or call 1-800-424-LEAD.

## Renovating, Repairing or Painting a Home with Lead-Based Paint

---

**If you hire a contractor to conduct renovation, repair, or painting (RRP) projects in your pre-1978 home or childcare facility (such as pre-school and kindergarten), your contractor must:**

- Be a Lead-Safe Certified firm approved by EPA or an EPA-authorized state program
- Use qualified trained individuals (Lead-Safe Certified renovators) who follow specific lead-safe work practices to prevent lead contamination
- Provide a copy of EPA's lead hazard information document, *The Lead-Safe Certified Guide to Renovate Right*



**RRP contractors working in pre-1978 homes and childcare facilities must follow lead-safe work practices that:**

- **Contain the work area.** The area must be contained so that dust and debris do not escape from the work area. Warning signs must be put up, and plastic or other impermeable material and tape must be used.
- **Avoid renovation methods that generate large amounts of lead-contaminated dust.** Some methods generate so much lead-contaminated dust that their use is prohibited. They are:
  - Open-flame burning or torching
  - Sanding, grinding, planing, needle gunning, or blasting with power tools and equipment not equipped with a shroud and HEPA vacuum attachment
  - Using a heat gun at temperatures greater than 1100°F
- **Clean up thoroughly.** The work area should be cleaned up daily. When all the work is done, the area must be cleaned up using special cleaning methods.
- **Dispose of waste properly.** Collect and seal waste in a heavy duty bag or sheeting. When transported, ensure that waste is contained to prevent release of dust and debris.

To learn more about EPA's requirements for RRP projects, visit [epa.gov/getleadsafe](http://epa.gov/getleadsafe), or read *The Lead-Safe Certified Guide to Renovate Right*.

## Other Sources of Lead

---

### Lead in Drinking Water

The most common sources of lead in drinking water are lead pipes, faucets, and fixtures.

Lead pipes are more likely to be found in older cities and homes built before 1986.

You can't smell or taste lead in drinking water.

To find out for certain if you have lead in drinking water, have your water tested.

Remember older homes with a private well can also have plumbing materials that contain lead.

### Important Steps You Can Take to Reduce Lead in Drinking Water

- Use only cold water for drinking, cooking and making baby formula. Remember, boiling water does not remove lead from water.
- Before drinking, flush your home's pipes by running the tap, taking a shower, doing laundry, or doing a load of dishes.
- Regularly clean your faucet's screen (also known as an aerator).
- If you use a filter certified to remove lead, don't forget to read the directions to learn when to change the cartridge. Using a filter after it has expired can make it less effective at removing lead.

Contact your water company to determine if the pipe that connects your home to the water main (called a service line) is made from lead. Your area's water company can also provide information about the lead levels in your system's drinking water.

For more information about lead in drinking water, please contact EPA's Safe Drinking Water Hotline at 1-800-426-4791. If you have other questions about lead poisoning prevention, call 1-800 424-LEAD.\*

Call your local health department or water company to find out about testing your water, or visit [epa.gov/safewater](https://www.epa.gov/safewater) for EPA's lead in drinking water information. Some states or utilities offer programs to pay for water testing for residents. Contact your state or local water company to learn more.

---

\* Hearing- or speech-challenged individuals may access this number through TTY by calling the Federal Relay Service at 1-800-877-8339.

## Other Sources of Lead, continued

---

- **Lead smelters** or other industries that release lead into the air.
- **Your job.** If you work with lead, you could bring it home on your body or clothes. Shower and change clothes before coming home. Launder your work clothes separately from the rest of your family's clothes.
- **Hobbies** that use lead, such as making pottery or stained glass, or refinishing furniture. Call your local health department for information about hobbies that may use lead.
- Old **toys** and **furniture** may have been painted with lead-containing paint. Older toys and other children's products may have parts that contain lead.<sup>4</sup>
- Food and liquids cooked or stored in **lead crystal** or **lead-glazed pottery or porcelain** may contain lead.
- Folk remedies, such as "**greta**" and "**azarcon,**" used to treat an upset stomach.

---

<sup>4</sup> In 1978, the federal government banned toys, other children's products, and furniture with lead-containing paint. In 2008, the federal government banned lead in most children's products. The federal government currently bans lead in excess of 100 ppm by weight in most children's products.

## For More Information

---

### **The National Lead Information Center**

Learn how to protect children from lead poisoning and get other information about lead hazards on the Web at [epa.gov/lead](http://epa.gov/lead) and [hud.gov/lead](http://hud.gov/lead), or call **1-800-424-LEAD (5323)**.

### **EPA's Safe Drinking Water Hotline**

For information about lead in drinking water, call **1-800-426-4791**, or visit [epa.gov/safewater](http://epa.gov/safewater) for information about lead in drinking water.

### **Consumer Product Safety Commission (CPSC) Hotline**

For information on lead in toys and other consumer products, or to report an unsafe consumer product or a product-related injury, call **1-800-638-2772**, or visit CPSC's website at [cpsc.gov](http://cpsc.gov) or [saferproducts.gov](http://saferproducts.gov).

### **State and Local Health and Environmental Agencies**

Some states, tribes, and cities have their own rules related to lead-based paint. Check with your local agency to see which laws apply to you. Most agencies can also provide information on finding a lead abatement firm in your area, and on possible sources of financial aid for reducing lead hazards. Receive up-to-date address and phone information for your state or local contacts on the Web at [epa.gov/lead](http://epa.gov/lead), or contact the National Lead Information Center at **1-800-424-LEAD**.

Hearing- or speech-challenged individuals may access any of the phone numbers in this brochure through TTY by calling the toll-free Federal Relay Service at **1-800-877-8339**.

# U. S. Environmental Protection Agency (EPA)

## Regional Offices

---

The mission of EPA is to protect human health and the environment. Your Regional EPA Office can provide further information regarding regulations and lead protection programs.

**Region 1** (Connecticut, Massachusetts, Maine, New Hampshire, Rhode Island, Vermont)

Regional Lead Contact  
U.S. EPA Region 1  
5 Post Office Square, Suite 100, OES 05-4  
Boston, MA 02109-3912  
(888) 372-7341

**Region 2** (New Jersey, New York, Puerto Rico, Virgin Islands)

Regional Lead Contact  
U.S. EPA Region 2  
2890 Woodbridge Avenue  
Building 205, Mail Stop 225  
Edison, NJ 08837-3679  
(732) 906-6809

**Region 3** (Delaware, Maryland, Pennsylvania, Virginia, DC, West Virginia)

Regional Lead Contact  
U.S. EPA Region 3  
1650 Arch Street  
Philadelphia, PA 19103  
(215) 814-2088

**Region 4** (Alabama, Florida, Georgia, Kentucky, Mississippi, North Carolina, South Carolina, Tennessee)

Regional Lead Contact  
U.S. EPA Region 4  
AFC Tower, 12th Floor, Air, Pesticides & Toxics  
61 Forsyth Street, SW  
Atlanta, GA 30303  
(404) 562-8998

**Region 5** (Illinois, Indiana, Michigan, Minnesota, Ohio, Wisconsin)

Regional Lead Contact  
U.S. EPA Region 5 (LL-17J)  
77 West Jackson Boulevard  
Chicago, IL 60604-3666  
(312) 353-3808

**Region 6** (Arkansas, Louisiana, New Mexico, Oklahoma, Texas, and 66 Tribes)

Regional Lead Contact  
U.S. EPA Region 6  
1445 Ross Avenue, 12th Floor  
Dallas, TX 75202-2733  
(214) 665-2704

**Region 7** (Iowa, Kansas, Missouri, Nebraska)

Regional Lead Contact  
U.S. EPA Region 7  
11201 Renner Blvd.  
Lenexa, KS 66219  
(800) 223-0425

**Region 8** (Colorado, Montana, North Dakota, South Dakota, Utah, Wyoming)

Regional Lead Contact  
U.S. EPA Region 8  
1595 Wynkoop St.  
Denver, CO 80202  
(303) 312-6966

**Region 9** (Arizona, California, Hawaii, Nevada)

Regional Lead Contact  
U.S. EPA Region 9 (CMD-4-2)  
75 Hawthorne Street  
San Francisco, CA 94105  
(415) 947-4280

**Region 10** (Alaska, Idaho, Oregon, Washington)

Regional Lead Contact  
U.S. EPA Region 10 (20-C04)  
Air and Toxics Enforcement Section  
1200 Sixth Avenue, Suite 155  
Seattle, WA 98101  
(206) 553-1200

## Consumer Product Safety Commission (CPSC)

---

The CPSC protects the public against unreasonable risk of injury from consumer products through education, safety standards activities, and enforcement. Contact CPSC for further information regarding consumer product safety and regulations.

### CPSC

4330 East West Highway  
Bethesda, MD 20814-4421  
1-800-638-2772  
[cpsc.gov](http://cpsc.gov) or [saferproducts.gov](http://saferproducts.gov)

## U. S. Department of Housing and Urban Development (HUD)

---

HUD's mission is to create strong, sustainable, inclusive communities and quality affordable homes for all. Contact to Office of Lead Hazard Control and Healthy Homes for further information regarding the Lead Safe Housing Rule, which protects families in pre-1978 assisted housing, and for the lead hazard control and research grant programs.

### HUD

451 Seventh Street, SW, Room 8236  
Washington, DC 20410-3000  
(202) 402-7698  
[hud.gov/lead](http://hud.gov/lead)

---

This document is in the public domain. It may be produced by an individual or organization without permission. Information provided in this booklet is based upon current scientific and technical understanding of the issues presented and is reflective of the jurisdictional boundaries established by the statutes governing the co-authoring agencies. Following the advice given will not necessarily provide complete protection in all situations or against all health hazards that can be caused by lead exposure.

---

# IMPORTANT!

## **Lead From Paint, Dust, and Soil in and Around Your Home Can Be Dangerous if Not Managed Properly**

- Children under 6 years old are most at risk for lead poisoning in your home.
- Lead exposure can harm young children and babies even before they are born.
- Homes, schools, and child care facilities built before 1978 are likely to contain lead-based paint.
- Even children who seem healthy may have dangerous levels of lead in their bodies.
- Disturbing surfaces with lead-based paint or removing lead-based paint improperly can increase the danger to your family.
- People can get lead into their bodies by breathing or swallowing lead dust, or by eating soil or paint chips containing lead.
- People have many options for reducing lead hazards. Generally, lead-based paint that is in good condition is not a hazard (see page 10).



### LEAD-BASED PAINT DISCLOSURE

1 Federal law mandates that Sellers of housing constructed prior to 1978 must complete certain Lead-Based Paint  
2 Disclosure requirements. These should be completed before the Buyer makes an offer and certainly before the Seller  
3 accepts a purchase offer, otherwise the Buyer may not be obligated under any agreement to purchase such housing.

4 **Lead Warning Statement**

5 Every purchaser of any interest in residential real property on which a residential dwelling was built prior to 1978 is  
6 notified that such property may present exposure to lead from lead-based paint that may place young children at risk of  
7 developing lead poisoning. Lead poisoning in young children may produce permanent neurological damage, including  
8 learning disabilities, reduced intelligence quotient, behavioral problems, and impaired memory. Lead poisoning also  
9 poses a particular risk to pregnant women. The Seller of any interest in residential real property is required to provide  
10 the Buyer with any information on lead-based paint hazards from risk assessments or inspections in the Seller's  
11 possession and notify the Buyer of any known lead-based paint hazards. A risk assessment or inspection for possible  
12 lead-based paint hazards is recommended prior to purchase.

13 Property Address: 886 Old HARRiman Hwy Oliver Springs TN

14 **Seller Disclosure**

15 *Seller to check one box below:*

16 (a) Presence of lead-based paint and/or lead-based paint hazards

17  Known lead-based paint and/or lead-based paint hazards are present in the housing. Describe what is known:  
18 \_\_\_\_\_

19  Seller has no knowledge of lead-based paint and/or lead-based paint hazards in the housing.

20 *Seller to check one box below:*

21 (b) Records and reports available to Seller.

22  Seller has provided the purchaser with all available records and reports pertaining to lead-based paint and/or lead-  
23 based paint hazards in the housing. List documents below:  
24 \_\_\_\_\_

25  Seller has no reports or records pertaining to lead-based paint and/or lead-based paint hazards in the housing.

26 **Buyer Acknowledgment**

27 (c) Buyer has (check one box below):

28  received copies of all records and reports pertaining to lead-based paint and/ or lead-based paint hazards in the  
29 housing listed above.

30  not received any records and reports regarding lead-based paint and/ or lead-based paint hazards in the housing.

31 (d) \_\_\_\_\_ (initial) Buyer has received the pamphlet Protect Your Family from Lead in Your Home.

32 **Contingency**

33 *Buyer to check one box below:*

34  Agreement is subject to Buyer's approval of the results of a risk assessment or inspection of the property for the  
35 presence of lead-based paint and/or lead-based paint hazards, to be completed at the Buyer's expense. This  
36 contingency shall be satisfied within 10 calendar days after the Binding Agreement Date.

37  Buyer waives the opportunity to conduct a risk assessment or inspection for the presence of lead-based paint and/or  
38 lead-based paint hazards.  
39

40 Licensee Acknowledgment (initial or enter N/A if not applicable)  
41 DS JMS Seller's Agent has informed Seller of the seller's obligations under 42 U.S.C. 4852d and is aware of  
42 his/her responsibility to ensure compliance.  
43  Buyer's Agent has informed Seller of the seller's obligations under 42 U.S.C. 4852d and is aware of  
44 his/her responsibility to ensure compliance. (Only required if the Buyer's Agent receives compensation from the  
45 Seller.)

46 Certification of Accuracy  
47 The Sellers, Buyers, and Licensees have reviewed the information above and certify, to the best of their knowledge, that  
48 the information they have provided is true and accurate and they have received a copy hereof.  
49 The parties agree that the Licensees' signatures on this document are for certification and acknowledgment purposes only  
50 as required and do not make either said Licensee a party to the Purchase and Sale Agreement.

51 The party(ies) below have signed and acknowledge receipt of a copy.  
52 Dannie Sigler Julie Mae Sigler  
53 SELLER 05/12/26 9:12 AM CDT SELLER 05/12/26 9:24 AM CDT  
54 \_\_\_\_\_ at \_\_\_\_\_ o'clock  am/  pm \_\_\_\_\_ at \_\_\_\_\_ o'clock  am/  pm  
55 Date Date

56 The party(ies) below have signed and acknowledge receipt of a copy.  
57 \_\_\_\_\_ BUYER BUYER  
58 \_\_\_\_\_ at \_\_\_\_\_ o'clock  am/  pm \_\_\_\_\_ at \_\_\_\_\_ o'clock  am/  pm  
59 Date Date  
60

61 The party(ies) below have signed and acknowledge receipt of a copy.  
62 Kenny Phillips  
63 REAL ESTATE LICENSEE FOR SELLER  
64 5/12/26 at 8 o'clock  am/  pm  
65 Date

66 The party(ies) below have signed and acknowledge receipt of a copy.  
67 \_\_\_\_\_  
68 REAL ESTATE LICENSEE FOR BUYER  
69 \_\_\_\_\_ at \_\_\_\_\_ o'clock  am/  pm  
70 Date

For Information Purposes Only:

Power II Auction & Realty LLC Listing Firm Buyer Broker Firm  
Kenny Phillips Independent Licensee Hopper Independent Licensee

NOTE: This form is provided by Tennessee REALTORS® to its members for their use in real estate transactions and is to be used as is. By downloading and/or using this form, you agree and covenant not to alter, amend, or edit said form or its contents except as where provided in the blank fields, and agree and acknowledge that any such alteration, amendment or edit of said form is done at your own risk. Use of the Tennessee REALTORS® logo in conjunction with any form other than standardized forms created by Tennessee REALTORS® is strictly prohibited. This form is subject to periodic revision and it is the responsibility of the member to use the most recent available form.



### SUBSURFACE SEWAGE DISPOSAL SYSTEM PERMIT DISCLOSURE

1 Regarding: 886 Old Hankman Hwy Oliver Springs TN 37840  
PROPERTY ADDRESS

2 The owner of this residential property discloses the following:

3  According to the subsurface sewage disposal system permit issued for this property, this property is permitted for 3  
4 (number of) bedrooms. A copy of the permit was obtained from the appropriate governmental permitting authority and  
5 is attached to this disclosure.

6  I/We have requested a copy of the subsurface sewage disposal system permit issued for this property from the  
7 appropriate governmental permitting authority. However, I/we were informed that

8  The file could not be located.

9 OR

10  A permit was not issued for this property.

11 As a result, I/we do not have any knowledge as to the number of bedrooms for which this property has been permitted.

12 NOTE: There may be additional information which may be of interest and/or concern to Buyers contained in the official file  
13 with the Tennessee Department of Environment and Conservation, Groundwater Protection division located in the  
14 county office regulating septic systems. This file may contain information concerning maintenance that has been done  
15 on the system as well as any violations imposed by the state. Buyers are encouraged to obtain this information and  
16 if of concern to them, to have a soil engineer interpret the contents of the file. Real estate licensees are not soil  
17 engineers and are not experts who can provide an interpretation of the contents of the official file.

18 The following parties have reviewed the information above and certify, to the best of their knowledge, that the information  
19 they have provided is true and accurate and acknowledge receipt of a copy:

20 The party(ies) below have signed and acknowledge receipt of a copy.

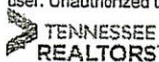
21	_____	_____
22	BUYER	BUYER
23	_____ at _____ o'clock <input type="checkbox"/> am/ <input type="checkbox"/> pm	_____ at _____ o'clock <input type="checkbox"/> am/ <input type="checkbox"/> pm
24	Date	Date

25 The party(ies) below have signed and acknowledge receipt of a copy.

26	<u>Dannie Sigler</u>	<u>Julie Mae Sigler</u>
27	SELLER	SELLER
28	05/12/26 at 9:12 AM CDT	05/12/26 at 9:24 AM CDT
29	Date	Date

NOTE: This form is provided by Tennessee REALTORS® to its members for their use in real estate transactions and is to be used as is. By downloading and/or using this form, you agree and covenant not to alter, amend, or edit said form or its contents except as where provided in the blank fields, and agree and acknowledge that any such alteration, amendment or edit of said form is done at your own risk. Use of the Tennessee REALTORS® logo in conjunction with any form other than standardized forms created by Tennessee REALTORS® is strictly prohibited. This form is subject to periodic revision and it is the responsibility of the member to use the most recent available form.

This form is copyrighted and may only be used in real estate transactions in which Kenny Phillips is involved as a Tennessee REALTORS® authorized user. Unauthorized use of the form may result in legal sanctions being brought against the user and should be reported to Tennessee REALTORS® at 615-321-1477.



Copyright 2008 © Tennessee Association of Realtors®

RF208 - Subsurface Sewage Disposal System Permit Disclosure, Page 1 of 1

Version 01/01/2026



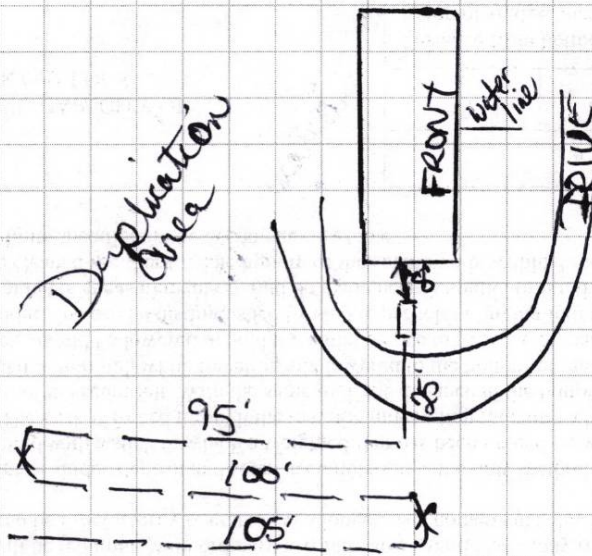
TENNESSEE DEPARTMENT OF ENVIRONMENT AND CONSERVATION  
**CERTIFICATE OF COMPLETION OF SUBSURFACE SEWAGE DISPOSAL SYSTEM**

Issued to: Epperly, Pam  
Owner, Developer, Contractor, Installer, Etc.

Location: 886 Old Harrison Hwy

Type of system  
 1. Conventional  
 2. Low Pressure Pipe  
 3. Mound  
 4. Lagoon  
 5. Large Diameter Gravelless Pipe  
(a) Sand backfill required Yes ( ) No   
 6. Other  
CRB 1000 Septic Tank  
(type) (volume)  
 Estimated Absorption Rate 45  
(minutes per inch)  
 New Installation  Repair  Other  
 Installed by: owner

Total: 300'  
 LDFP



\* Construct Berm to control surface water when system is covered.

Construction Approved By:

Natmi Kline EST II  
(Name and Title)

6-17-96  
(date)

**SEPTIC TANK CARE**

Residential sewage disposal systems are generally used in rural and unsewered suburban areas. A septic tank system must be properly designed, installed and maintained if reasonable service is to be expected.

A septic tank is a water tight structure in which organic solids are decomposed by natural bacterial processes. The flow of sewage is slowed in its passage through the tank so that larger solids settle to the bottom and accumulate as sludge. Grease and lighter particles rises to the surface and form scum.

The bacteria present in a tank are able to thrive in the absence of oxygen. Such decomposition in the absence of air is called "septic," which led to the naming of the tank. Solids and scum are digested and reduced to a smaller volume by the bacteria in the tank. However, a residue of sludge remains which must be stored during the interval between tank and cleanings.

The partially treated sewage, or effluent, flowing from the tank is still septic and contains large numbers of harmful bacteria and organic matter in a finely divided state or in solution. Foul odors, unsightly conditions and health hazards will develop if this effluent is ponded on the surface of the ground or carried away in open ditches. Final disposal of the effluent in a subsurface soil absorption system or filter is necessary to avoid these problems.

**LOCATION**

To facilitate inspection and maintenance, it is imperative that the homeowner knows the location of all parts of the disposal system. Such information may be obtained from the local health authority. Details and accurate measurements including the location of the tank, pumps, underground piping, and the absorption system should be shown on a sketch for future reference.

Then local health authority should be consulted to determine the minimum requirements relating to distance between disposal systems and water supply facilities.

**MAINTENANCE**

The frequency of cleaning depends on the size of the septic tank and the number of people it serves. When a garbage grinder is used, more frequent cleaning will be required. With ordinary use and care, a septic tank may require cleaning ever 2 or 3 years. However in many cases septic tanks can be satisfactorily operated even longer. The homeowner should determine for himself when his tank needs cleaning.

Actual measurement of sludge deposit and scum accumulation is the only method of determining when a tank need to be cleaned.

Scum can be measured with a stick to which a weighted flap has been hinged, or with any device that can be used to feel out the bottom of the scum mat. The stick if forced through the mat, the hinged flap falls into a horizontal position, and the stick is raised until resistance from the bottom of the scum felt. With the same tool, the distance to the bottom of the outlet device can be found.

A long stick wrapped with rough white toweling and lowered to the bottom of the tank will show the depth of sludge and the liquid depth of the tank. The stick should be lowered behind the outlet device to avoid scum particles. After several minutes, if the stick is carefully removed, the sludge line can be distinguished by sludge particles clinging into the toweling.

In two-compartment tanks, measurements should be made near the outlet of the first compartment.

The tank should be cleaned if either (a) The bottom of the scum mat is within 3 inches of the bottom of the outlet device; or (b) sludge comes within the limits specified in the accompanying table.

LIQUID CAPACITY OF TANK GALLONS	LIQUID DEPTH		
	3 feet	4 feet	5 feet
	Distance from bottom of outlet device to top of sludge, inches.		
750 .....	6	10	13
900 .....	4	7	10
1,000 .....	4	6	8

Do not allow any person who does not have a health department permit to pump your septic tank. Septic tanks are usually cleaned by companies who make this operation a business. The homeowner should check with the local health department for the names of reputable companies in the area.

There are no known chemicals, yeasts or other substance capable of eliminating or reducing the solids in a septic tank so that cleaning is unnecessary. The use of such product is not necessary for the proper operation of a septic tank.

Septic tanks and absorption systems frequently are damaged by heavy trucks or equipment moving over them. Reference to the location sketch of the system will be found helpful in directing heavy vehicles away from the critical areas. If there is no way to avoid crossing a sewer line, cast iron should be used under the crossing.

The roots of trees and shrubbery may enter the tile lines and clog them completely. When this occurs, the roots can be removed only digging up and cleaning the tile line.

Neglect of the septic tank is the most common cause of damage to soil absorption systems. When the tank is not cleaned, solids build up and are carried over into the absorption system causing clogging of the soil. When this happens the absorption system must be relocated and rebuilt.

*Septic tank form*

afternoon-owner

TENNESSEE DEPARTMENT OF ENVIRONMENT AND CONSERVATION  
DIVISION OF GROUND WATER PROTECTION  
PERMIT FOR CONSTRUCTION OF SUBSURFACE SEWAGE DISPOSAL SYSTEM

Issued to: Epperly, Pam  
Owner, Developer, Contractor, Installer, Etc.

Location: 886 Old Harriman Hwy

Installation:  
 1. New Installation  
 2. Repair to Existing System

Establishment:  
 1. Residential: # Bedrooms 3  
 2. Other: \_\_\_\_\_ (specify) \_\_\_\_\_

Gal/Day \_\_\_\_\_

Evaluation Based Upon:  
 1. Soil typing by Soil Scientist  
 a. General  
 b. High Intensity  
 c. Extra High Intensity  
 2. Soil Percolation Test  
 3. Environmental Specialist  
 Estimated Absorption Rate: 45 MPI

Approval based upon:  
 Statute No. T.C.A. 68-221-403  
 (c) Percolation test  
 (d) Grandfather clause. Current standards except those specified  
 (f) 12" (karst) and 6" (non-karst) buffer required

Type of System:  
 1. Conventional  
 2. Low Pressure Pipe  
 3. Mound  
 4. Lagoon  
 5. Large Diameter Graveless Pipe 10"  
 a. Sand backfill required  
 6. Other \_\_\_\_\_

This system shall consist of a two compartment septic tank holding 900-1000 gallons, with 300 linear feet in 3-4 trenches, 36 inches wide and 24-36 inches deep. (Depth of gravel: 12 inches)

Also required:  
 1. Soil Improvement Practice (SIP)  
 2. Flow Diversion Valve  
 3. Sewage Pump  
 4. Other: \_\_\_\_\_

All installers of subsurface sewage disposal systems must hold a valid annual license from the Tennessee Department of Environment and Conservation.

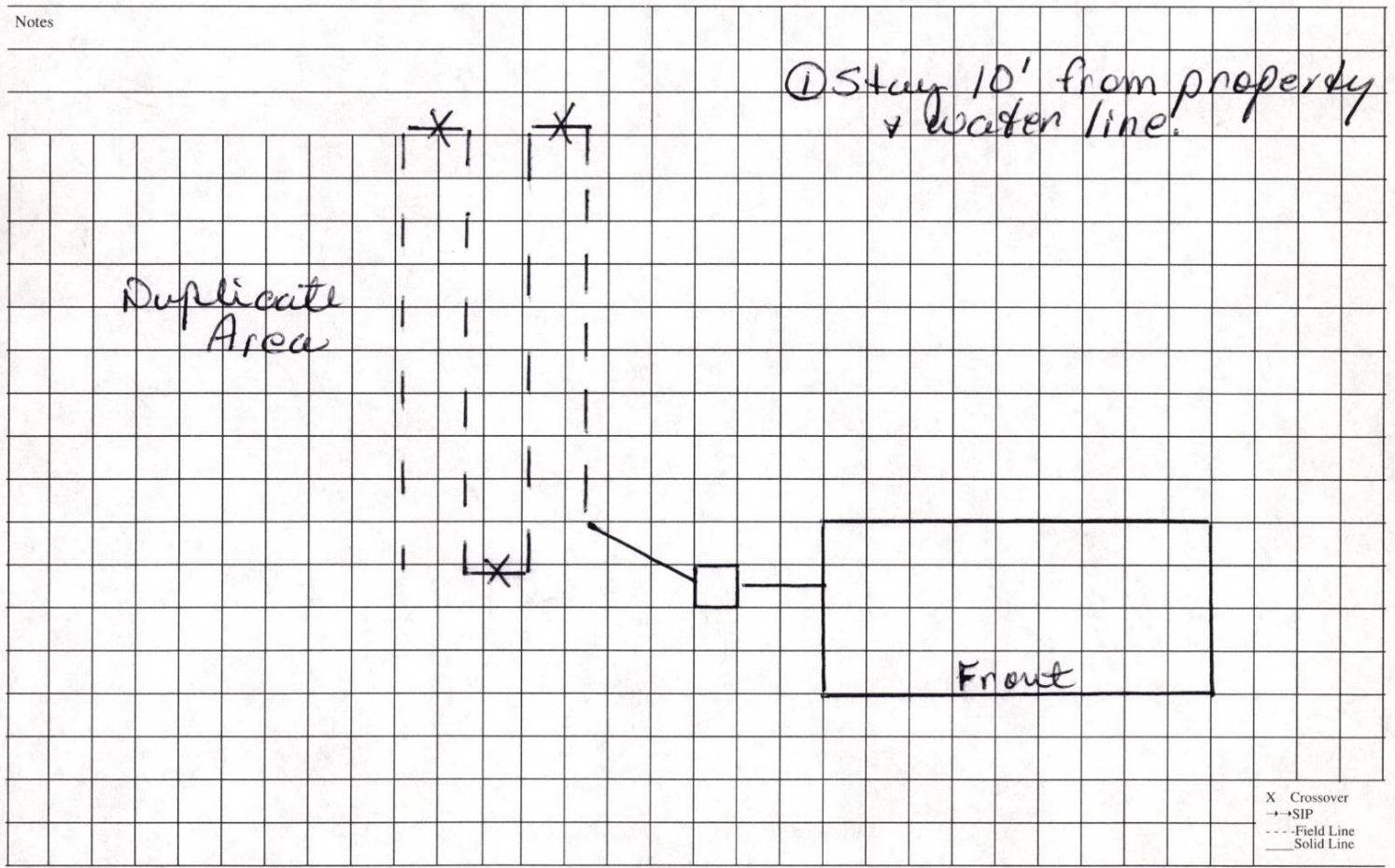
The recipient of this permit agrees to construct or have constructed the above described system in accordance with T.C.A. 68-221-401 et. seq. and The Regulations To Govern Subsurface Sewage Disposal Systems. If any part of the system is covered before being inspected and approved, it shall be uncovered by the recipient of the permit at the direction of personnel of the Department of Environment and Conservation. Any cutting, filling or alterations of the soil conditions on the aforementioned property after this day may render this approval null and void.

[Signature] Date 3-28-96  
 (Signature of Recipient)

Issued at Kingsport Tennessee, in Roane County

By Jim Wrigg ES III Date 3/28/96  
 (Name and Title) (Date of Issue)

This permit is valid for 3 years from date of issue.



This is a permit to construct and is not intended to imply approval of any work proposed or completed on this lot.



**TENNESSEE DEPARTMENT OF ENVIRONMENT AND CONSERVATION  
APPLICATION FOR GROUND WATER PROTECTION SERVICES**

1. SERVICE REQUESTED: (check service)	APPLICANT COMPLETE QUESTIONS:	FEES DUE	PTBMS CODES V689 Code Supp/Code	
<input checked="" type="checkbox"/> Septic System Construction Permit				
_____ Dwelling .....	2, 3, 4, 7, 8, 9	\$ 100.00	78064	Yes
_____ Commercial: gpd .....	2, 3, 4, 7, 8, 9	\$ _____	78064	Yes
_____ System Modification .....	2, 3, 4, 7, 8, 9	\$ _____	78064	Yes
_____ Repair .....	2, 3, 4, 7, 8, 9	\$ _____	78032	
_____ Inspection Letter .....	2, 3, 5, 7, 8, 9	\$ _____	78030	
_____ Water Sample				
_____ Total Coliform .....	2, 3, 6, 7, 8, 9	\$ _____	78036	Yes
_____ Fecal Coliform .....	2, 3, 6, 7, 8, 9	\$ _____	78038	Yes
_____ Alternative System Permit* .....		\$ _____	78068	
_____ Large Conventional System Plan Review* .....		\$ _____	78099	
_____ Large Alternative System Plan Review* .....		\$ _____	78099	
_____ Experimental System Plan Review* .....		\$ _____	78072	
_____ Subdivision Evaluation: Lots: _____*		\$ _____		
_____ Soil Mapping: Type _____ Acres _____*		\$ _____		Yes
_____ Installer Permit: Type(s) _____*		\$ _____	78026	Yes
_____ Pumper Permit* .....		\$ _____	78028	
_____ Plat Approval — Individual Lot.....		\$ _____	78029	
_____ Domestic Septage Disposal Site Permit .....		\$ _____	78031	

\*Applicant may review these service requests with Environmental Specialist prior to processing application.

2. **LANDOWNER:** Names: Mark & Pam Epperly **APPLICANT** Name: S.P. Collier Jr. **ORIGINAL OWNER** Name: \_\_\_\_\_  
 Address: 836 Old Harriman Hwy Address: same  
Oliver Springs, Tenn.  
 Day Phone: 435-3315 Day Phone: \_\_\_\_\_

3. **LOCATION OF LOT OR SITE:** a) In a subdivision? no b) Name: \_\_\_\_\_ Lot # \_\_\_\_\_  
 b) Non-Subdivision \_\_\_\_\_ Give specific directions and address to the lot or site: \_\_\_\_\_

4. **FOR SSDS PERMIT ONLY:** a) Size of lot \_\_\_\_\_ b) Number of Bedrooms 3  
 c) How many occupants? 2 d) Excavated Basement? Yes \_\_\_\_\_ No \_\_\_\_\_  
 e) Basement Plumbing Fixtures? Yes \_\_\_\_\_ No   
 f) Amount of water used monthly (gallons) \_\_\_\_\_  
 g) Water Supply: Public  Well \_\_\_\_\_ Spring \_\_\_\_\_  
 h) Is the lot staked? \_\_\_\_\_ If not, date it will be staked: \_\_\_\_\_ graded for mobile home  
 Is the house staked? \_\_\_\_\_ If not, date it will be staked: \_\_\_\_\_  
 i) Installer, if known: \_\_\_\_\_

5. **FOR INSPECTION LETTER ONLY:** Will pick up \_\_\_\_\_ Please mail \_\_\_\_\_  
 a) Age of house \_\_\_\_\_ b) Is house vacant? \_\_\_\_\_ How long? \_\_\_\_\_  
 c) Original sewage system inspected by Health Department? \_\_\_\_\_  
 d) Date of previous repairs \_\_\_\_\_ Inspected \_\_\_\_\_  
 e) Is waste water "backing up" into plumbing fixtures? \_\_\_\_\_ Surfacing on the ground? \_\_\_\_\_  
 f) All waste water including washing machines routed into septic tank \_\_\_\_\_

6. **FOR WATER SAMPLE ONLY:** a) Source of Supply: Spring \_\_\_\_\_ Well \_\_\_\_\_  
 b) Is there an outside faucet? \_\_\_\_\_ c) Is the source chlorinated? \_\_\_\_\_  
 d) For Wells: Is the casing 6" above the ground? \_\_\_\_\_ Is a sanitary seal on the casing? \_\_\_\_\_

7. MAKE A ROUGH SKETCH ON BACK OF THIS PAGE SHOWING DIRECTIONS TO PROPERTY, PROPERTY LINES, HOUSE SITE, WELL LOCATION, SPRING LOCATION, PLANNED DRIVEWAY AND UTILITIES.

8. ALL FEES DUE IN ADVANCE AND ARE NON-REFUNDABLE (except upon appeal). See Fee Schedule on reserve. Make check payable to: **TREASURER, STATE OF TENNESSEE**

9. I certify that the above information is true and correct to the best of my knowledge, and that I have been authorized by the above named landowner to submit this Application for Environmental Services to the Division of Ground Water Protection.

DATE: 3-26-96 SIGNATURE: Pam Epperly AMOUNT PAID: \$ 100.00 RECEIPT NUMBER 10721

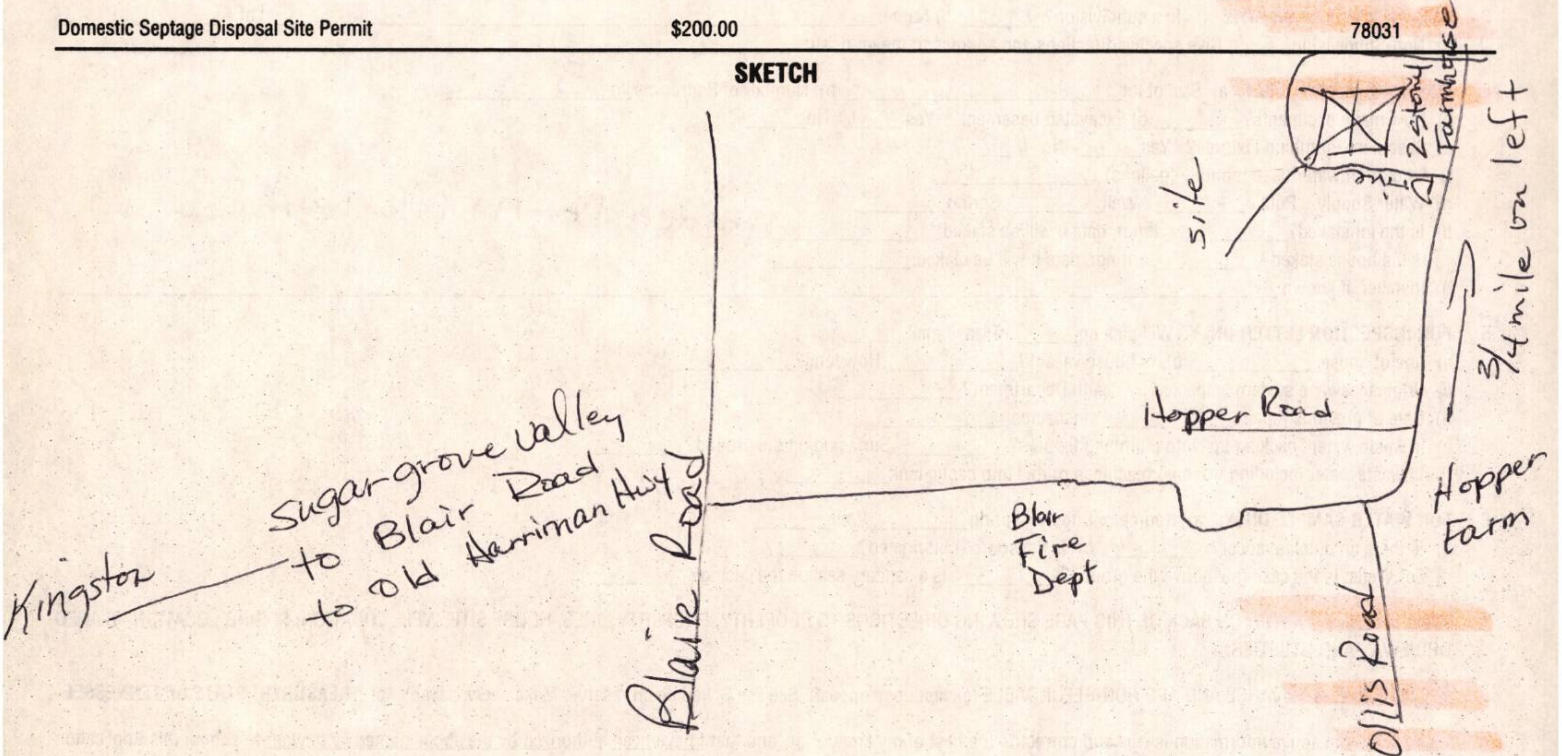
White: File Canary: Owner CK/9P

**FEE SCHEDULE**

**PTBMIS  
SUPP/CODE**

Evaluation for Conventional or LDGP Septic System Permit	\$100.00 up to 1000 gpd	
	\$ 50.00 for each additional 1000 gpd or portion thereof	78066
Repair	\$None	
Inspection Letter	\$100.00	
Subdivision Evaluation	\$ 20.00 per lot	
Water Samples:		
Total Coliform	\$ 25.00	78036P
Fecal Coliform	\$ 50.00	78036P
Soil Mapping:		
Low Intensity	\$ 65.00 up to 5 acres	78074
	\$ 10.00 per acre thereafter	78076
General Intensity	\$ 40.00 per acre — \$ 40.00 minimum	78078
High Intensity	\$ 65.00 per acre — \$ 65.00 minimum	78040
Extra High Intensity (Minimum is for each separate acre or part of acre to be mapped)	\$ 100.00 per acre — \$100.00 minimum	78042
Alternative System Application Processing	\$150.00 up to 1000 gpd	
	\$ 75.00 for each additional 1000 gpm or portion thereof	78070
Large Conventional or Large Alternative Plan Review	\$300.00 per proposed system	
Experimental System Application Processing	\$250.00	
Pumper Permit	\$100.00	
Installer Permit	\$100.00 for conventional & LDGP	
	\$ 50.00 for each alternative system	78080
Plat Approval — Individual Lots	\$ 20.00 per lot	78029
Domestic Septage Disposal Site Permit	\$200.00	78031

**SKETCH**



**Official Use:**

File Search  
 Absorption Rate \_\_\_\_\_ At Depth \_\_\_\_\_  
 Percolation Rate \_\_\_\_\_ At Depth \_\_\_\_\_  
 Other Requirements \_\_\_\_\_



## DISCLAIMER NOTICE

1 The Broker and their affiliated licensees (hereinafter collectively “Licensees”) are engaged in bringing together  
2 buyers and sellers in real estate transactions. Licensees expressly deny any expertise with respect to advice or  
3 informed opinions regarding any of the following matters. This Disclaimer Notice is an express warning to all  
4 sellers and buyers that they should not rely on any statement, comment or opinion expressed by any Licensee when  
5 making decisions about any of the following matters, including the selection of any professional to provide services  
6 on behalf of buyers or sellers. Any professional selected by buyers or sellers should be an “independent, qualified  
7 professional”, who complies with all applicable state/local requirements, which may include licensing, insurance,  
8 and bonding requirements. It is strongly recommended that buyers include contingency clauses in their offers to  
9 purchase with respect to these or any other matters of concern and that buyers, in writing the offer, allow enough  
10 time to get an evaluation of the following matters from an independent, qualified professional. The matters listed  
11 below are not an exclusive list of actions or circumstances which are not the responsibility of the Licensees with  
12 whom you work. These items are examples and are provided only for your guidance and information.

13 **1. THE STRUCTURAL OR OTHER CONDITIONS OF THE PROPERTY.** Consult with professional  
14 engineers or other independent, qualified professionals to ascertain the existence of structural issues, the  
15 condition of synthetic stucco (E.I.F.S.) and/or the overall condition of the property.

16 **2. THE CONDITION OF ROOFING.** Consult with a bonded roofing company for any concerns about the  
17 condition of the roof.

18 **3. HOME INSPECTION.** We strongly recommend that you have a home inspection, which is a useful tool for  
19 determining the overall condition of a home including, but not limited to, electrical, heating, air conditioning,  
20 plumbing, water-heating systems, fireplaces, windows, doors and appliances. Contact several sources (like the  
21 Tennessee Department of Commerce & Insurance (<http://tn.gov/commerce/>), the American Society of Home  
22 Inspectors ([www.ashi.com](http://www.ashi.com)), the National Association of Certified Home Inspectors ([www.nahi.org](http://www.nahi.org)), and Home  
23 Inspectors of Tennessee Association ([www.hita.us](http://www.hita.us)) and independently investigate the competency of an  
24 inspector, including whether he has complied with State and/or local licensing and registration requirements in  
25 your area. The home inspector may, in turn, recommend further examination by a specialist (heating-air-  
26 plumbing, etc.). **Failure to inspect typically means that you are accepting the property “as is”.**

27 **4. WOOD DESTROYING ORGANISMS, PESTS AND INFESTATIONS.** It is strongly recommended that  
28 you use the services of a licensed, professional pest control company to determine the presence of wood  
29 destroying organisms (termites, fungus, etc.) or other pests or infestations and to examine the property for any  
30 potential damage from such.

31 **5. ENVIRONMENTAL HAZARDS.** Environmental hazards, such as, but not limited to: radon gas, mold,  
32 asbestos, lead-based paint, hazardous wastes, landfills, byproducts of methamphetamine production, high-  
33 voltage electricity, noise levels, etc., require advanced techniques by environmental specialists to evaluate,  
34 remediate and/or repair. It is strongly recommended that you secure the services of knowledgeable  
35 professionals and inspectors in all areas of environmental concern.

36 **6. SQUARE FOOTAGE.** There are multiple sources from which square footage of a property may be obtained.  
37 Information is sometimes gathered from tax or real estate records on the property. Square footage provided by  
38 builders, real estate licensees, or tax records is only an **estimate** with which to make comparisons, but **it is not**  
39 **guaranteed.** It is advised that you have a licensed appraiser determine actual square footage.

40 **7. CURRENT VALUE, INVESTMENT POTENTIAL, OR RESALE VALUE OF THE PROPERTY.** A  
41 true estimate of the value can only be obtained through the services of a licensed appraiser. No one, not even  
42 a professional appraiser, can know the future value of a property. Unexpected and unforeseeable things happen.

This form is copyrighted and may only be used in real estate transactions in which Kenny Phillips is involved as a Tennessee REALTORS® authorized user. Unauthorized use of the form may result in legal sanctions being brought against the user and should be reported to Tennessee REALTORS® at 615-321-1477.

43 **NOTE:** A real estate licensee's Comparative Market Analysis (CMA) or Broker's Price Opinion (BPO), etc.,  
44 while sometimes used to set an asking price or an offer price, is **not** an appraisal.

45 **8. BOUNDARY LINES, EASEMENTS, ENCROACHMENTS, ROAD MAINTENANCE, AND**  
46 **ACREAGE.** A survey can provide helpful information, including whether the road to the home is a public or  
47 private road. It is strongly advised that you secure the services of a licensed surveyor for a full-stake boundary  
48 survey with all boundary lines, easements, encroachments, flood zones, road information, total acreage, etc.,  
49 clearly identified. It is also advised that you **not** rely on mortgage loan inspection surveys, previous surveys,  
50 plat data, or Multiple Listing Service (MLS) data for this information, even if acceptable to your lender.

51 **9. ZONING, CODES, COVENANTS, RESTRICTIONS, AND RELATED ISSUES.** Zoning, codes,  
52 covenants, restrictions, home owner association by-laws, special assessments, city ordinances, governmental  
53 repair requirements and related issues need to be verified by the appropriate sources in writing. If your projected  
54 use requires a zoning or other change, it is recommended that you either wait until the change is **in effect** before  
55 committing to a property or provide for this contingency in your Purchase and Sale Agreement.

56 **10. UTILITY CONNECTIONS, SEPTIC SYSTEM CAPABILITY, AND RELATED SERVICES.** The  
57 availability, adequacy, connection and/or condition of waste disposal (sewer, septic system, etc.), water supply,  
58 electric, gas, cable, internet, telephone, or other utilities and related services to the property need to be verified  
59 by the appropriate sources in writing (including but not limited to fire protection). You should have a  
60 professional check access and/or connection to public sewer and/or public water source and/or the condition of  
61 any septic system(s) and/or wells. To confirm that any septic systems are properly permitted for the actual  
62 number of bedrooms, it is recommended that sellers and/or buyers request a copy of the information contained  
63 in the file for the property maintained by the appropriate governmental permitting authority. If the file for this  
64 property cannot be located or you do not understand the information contained in the file, you should seek  
65 professional advice regarding this matter. For unimproved land, septic system capability can only be  
66 determined by using the services of a professional soil scientist and verifying with the appropriate governmental  
67 authorities that a septic system of the desired type, size, location, and cost can be permitted and installed to  
68 accommodate the size home that you wish to build.

69 **11. FLOODING, DRAINAGE, FLOOD INSURANCE, AND RELATED ITEMS.** It is recommended that you  
70 have a civil or geotechnical engineer or other independent expert determine the risks of flooding, drainage or  
71 run-off problems, erosion, land shifting, unstable colluvial soil, sinkholes and landfills. The risk of flooding  
72 may increase and drainage or storm run-off pathways may change. Be sure to consult with the proper  
73 governmental authorities, elevation surveyors, and flood insurance professionals regarding flood and elevation  
74 certificates, flood zones, and flood insurance requirements, recommendations and costs.

75 **12. CONDEMNATION.** It is recommended that you investigate whether there are any pending or proposed  
76 condemnation proceedings or similar matters concerning any portion of the property with the State, County and  
77 city/town governments in which the property is located. Condemnation proceedings could result in all or a  
78 portion of the property being taken by the government with compensation being paid to the landowner.

79 **13. SCHOOL DISTRICTS AND OTHER SCHOOL INFORMATION.** It is advised that you independently  
80 confirm school zoning with the appropriate school authorities, as school districts are subject to change. Other  
81 school information (rankings, curriculums, student-teacher ratios, etc.) should be confirmed by appropriate  
82 sources in writing.

83 **14. INFORMATION ABOUT CRIMES, METHAMPHETAMINE PROPERTIES, OR SEX OFFENDERS.**  
84 You should consult with local, state and federal law enforcement agencies for information or statistics regarding  
85 criminal activity at or near the property, the presence of methamphetamine manufacturing, or for the location  
86 of sex offenders in a given area.

87 **15. LEGAL AND TAX ADVICE.** You should seek the advice of an attorney and/or certified tax specialist on any  
88 legal or tax questions concerning any offers, contracts, issues relating to title or ownership of the property, or  
89 any other matters of concern, including those itemized in this Disclaimer Notice. Real estate licensees are **not**  
90 legal or tax experts, and therefore cannot advise you in these areas.

91 **16. TITLE INSURANCE EXPENSES.** As the Buyer of real property, you have the right to obtain an Owner's  
92 Title Insurance Policy to protect your ownership. Once purchased, an Owner's Title Insurance Policy protects  
93 you for as long as you own the property (and potentially longer). There are two main types of title insurance  
94 policies available to the Buyer: (a) a Standard policy (which covers many claims affecting the land) or (b) a  
95 "Homeowner's" policy. The Homeowner's policy covers all the claims of a Standard policy – but it is also an  
96 expanded policy providing multiple additional coverages not included in the Standard policy, e.g. post policy  
97 issues such as an attempted fraudulent deed conveyance. Unlike other title protection alternatives (e.g. attorney  
98 title opinion letters) both the Standard and the Homeowner's policy are regulated products provided by  
99 insurance companies licensed under Tennessee law. It is the Buyer's responsibility to seek independent advice  
100 or counsel prior to Closing from Buyer's Closing Agency regarding the availability and coverage provided  
101 under an American Land Title Association Standard Owner's Insurance policy and, if available, a Homeowner's  
102 Title Insurance Policy. For more information, please visit these helpful links: [https://www.alta.org/news-](https://www.alta.org/news-and-publications/)  
103 [and-publications/ ALTA - Unregulated Title Insurance Alternatives](https://www.alta.org/news-and-publications/)

104 **17. RECOMMENDED INSPECTORS, SERVICE PROVIDERS, OR VENDORS.** The furnishing of any  
105 inspector, service provider or vendor named by the real estate licensee is done only as a convenience and a  
106 courtesy, and does not in any way constitute any warranty, representation, or endorsement. Buyers and sellers  
107 have the option to select any inspectors, service providers or vendors of the buyer's or seller's choice. You  
108 are advised to contact several sources and independently investigate the competency of any inspector,  
109 contractor, or other professional expert, service provider or vendor and to determine compliance with any l  
110 licensing, registration, insurance and bonding requirements in your area.

111 **18. RELIANCE.** You understand that it is your responsibility to determine whether the size, location and condition  
112 of the property are acceptable prior to submitting an Offer on a property. Broker makes no representations as  
113 to suitability of a property to your needs. You acknowledge that any images or other marketing materials  
114 provided by the seller or brokers involved in the transaction electronically or in print may not display the  
115 property's features, flaws, odor(s), or size and that you shall not rely on such images when purchasing a  
116 property.

117 **19. MARKETING MATERIALS.** You acknowledge that photographs, marketing materials, and digital media  
118 used in the marketing of the property may continue to remain in publication after Closing. You agree that  
119 Broker shall not be liable for any uses of photographs, marketing materials or digital media which the Broker  
120 is not in control.

121 **The Buyer/Seller acknowledges that they have not relied upon the advice, casual comments, media**  
122 **representations or verbal representations of any real estate licensee relative to any of the matters itemized**  
123 **above or similar matters. The Buyer/Seller understands that it has been strongly recommended that they**  
124 **secure the services of appropriately credentialed experts and professionals of the buyer's or seller's choice**  
125 **for the advice and counsel about these and similar concerns.**

126	_____	_____
127	<b>CLIENT/CUSTOMER</b>	<b>CLIENT/CUSTOMER</b>
128	_____ at _____ o'clock <input type="checkbox"/> am/ <input type="checkbox"/> pm	_____ at _____ o'clock <input type="checkbox"/> am/ <input type="checkbox"/> pm
129	<b>Date</b>	<b>Date</b>

*NOTE: This form is provided by Tennessee REALTORS® to its members for their use in real estate transactions and is to be used as is. By downloading and/or using this form, you agree and covenant not to alter, amend, or edit said form or its contents except as where provided in the blank fields, and agree and acknowledge that any such alteration, amendment or edit of said form is done at your own risk. Use of the Tennessee REALTORS® logo in conjunction with any form other than standardized forms created by Tennessee REALTORS® is strictly prohibited. This form is subject to periodic revision and it is the responsibility of the member to use the most recent available form.*



# POWELL Auction & Realty, LLC WIRE FRAUD WARNING

1 Criminals use many methods to steal our money, even when we are buying or selling a home – particularly involving wire fund  
2 transfers. Scammers typically will send an email that APPEARS to be from your agent, broker, lender, or the closing attorney/  
3 closing agency. Be on the lookout for:

- 4 • Phony email addresses (e.g., a slight change in the domain name), authentic-looking fake websites, phony fax  
5 numbers, texts, calls or social media messages from scammers.
- 6 • Any communication requesting information or directing you to a fake website, a criminal’s email address or a  
7 criminal’s bank account.

8  
9 In preparation for closing, Buyers will often need to wire transfer funds from their personal bank to the closing attorney/closing  
10 agency.

11  
12 **NEVER ACCEPT WIRING INSTRUCTIONS FROM YOUR AGENT OR BROKER.**

13 \_\_\_\_\_ Initials \_\_\_\_\_ Initials

14  
15 Rather, you should receive wiring instructions prior to closing from the closing attorney/closing agency or your lender. If the  
16 instructions are sent by email they should be in a secured manner. **DO NOT TRANSFER FUNDS UNTIL** you have verified  
17 the authenticity of the wiring instructions by at least one other independent means, including but not limited to the following:

- 18 • Call the phone number you used on all your prior calls (if the number came from a personally recognized or known  
19 source), or
- 20 • Call the closing attorney/ closing agency or lender after verifying their phone number from a known third party  
21 source, such as the entity’s official website and/or public directory assistance (do not take the phone number directly  
22 from the wiring instruction form you received), or
- 23 • Make a personal visit to their office at the address you previously met with them.

24 If you send wiring instructions by email or any electronic means to anyone at your bank or other financial institution in  
25 preparation for closing, **DO NOT TRANSFER ANY FUNDS** until after you verify that the correct instructions were received  
26 by a known representative at your financial institution. Also, it is important to confirm with the financial institution that the  
27 **WIRE INSTRUCTIONS ARE NOT TO BE SUBSTITUTED WITHOUT YOUR PRIOR CONSENT.** Any wiring  
28 instructions sent should be sent in a secured manner. Be especially aware of any request to change any of the original  
29 wiring/money transfer information, change in the person you have been working with on the transaction, or a subtle difference  
30 in their behavior, speech, or grammar. These are some signs of a potential scam. Wiring instructions for closing attorneys,  
31 title companies and lenders rarely if ever change, so any request to change this information should be handled with caution.

32  
33 If you suspect you may be a victim of wire fraud or that you may have received suspicious phone calls, emails, text messages,  
34 faxes, social media messages, emails from a fake address, a change in contact person at your bank or mortgage company, or  
35 changes to wire transfer or financing institutions:

- 36 • **IMMEDIATELY** call your bank and/or mortgage company at the phone number you used in all prior calls.
- 37 • Then, call your agent at the phone number you used in all prior calls.

38  
39 \_\_\_\_\_  
40 Buyer or Seller Date Buyer or Seller Date

*NOTE: This form is provided by Tennessee REALTORS® to its members for their use in real estate transactions and is to be used as is. By downloading and/or using this form, you agree and covenant not to alter, amend, or edit said form or its contents except as where provided in the blank fields, and agree and acknowledge that any such alteration, amendment or edit of said form is done at your own risk. Use of the Tennessee REALTORS® logo in conjunction with any form other than standardized forms created by Tennessee REALTORS® is strictly prohibited. This form is subject to periodic revision and it is the responsibility of the member to use the most recent available form.*